

Update Notice

Handbook M-39, Management of Delivery Services March 1998

This online version of Handbook M-39, *Management of Delivery Services*, published in March 1998, is updated through March 18, 2004, with the following *Postal Bulletin* articles:

This chapter, sub-chapter, part, or section...	titled...	was updated to...	in <i>Postal Bulletin</i> issue number...	with an issue date of...
Chapter 1, Administration of City Delivery Service				
111.2	Daily Operations		22047	4-5-2001
117.2	Determine Carrier Case Requirements		22029	7-27-2000
121.11	Casing Systems		22029	7-27-2000
121.33	Curblin Routes		22029	7-27-2000
126.3	Record of Carrier Work Hours, Absences, Replacements, and Overtime	Update information on PS Form 3997	22107	7-24-2003
127	Office Work When the Carriers Return From Route		22047	4-5-2001
127	Office Work When the Carriers Return From Route	Update information on PS Form 3997	22107	7-24-2003
131.231	Source of Information	Update information on PS Form 3997	22107	7-24-2003
133.22	Frequency	Update information on using scanning devices to identify collection activities	22124	3-18-2004
141.18	Preliminary Planning	Update information on PS Form 3997, Give names of forms mentioned	22107	7-24-2003
162	Analysis of Parcel Post Operations	Update information on PS Form 3997	22107	7-24-2003
Chapter 2, Mail Counts and Route Inspections				
213	Review and Analysis of Carrier Control Forms	Update information on PS Form 3997	22107	7-24-2003
234.13	Completing Lower Half of Form 3999		22073	4-4-2002
242.13	Information Available to Manager	Update information on PS Form 3997	22107	7-24-2003

This chapter, sub- chapter, part, or section...	titled...	was updated to...	in <i>Postal Bulletin</i> issue number...	with an issue date of...
243.611	General Requirements	Update information on PS Form 3997	22107	7-24-2003
243.63	PS Form 3997, Unit Daily Record	Update information on PS Form 3997	22107	7-24-2003



Management of Delivery Services

Handbook M-39

March 1, 1998
Transmittal Letter 13

- A. Explanation.** This is a partial revision of Handbook M-39, *Management of Delivery Services*, that incorporates current postal forms and language and deletes forms and language made obsolete since Transmittal Letter 12 dated June 30, 1996. This revision is a complete issue of Handbook M-39. Discard all previous transmittal letters.
- B. Distribution**
- 1. Initial.** Handbook M-39 is being distributed directly to all post offices with city delivery service and to their classified stations and branches.
 - 2. Additional Copies.** Order additional copies as needed from the appropriate material distribution center.
- C. Questions and Comments.** Suggestions and comments about this handbook should be sent to:
- DELIVERY
OPERATIONS SUPPORT
US POSTAL SERVICE
475 L'ENFANT PLZ SW RM 7142
WASHINGTON DC 20260-2802
- D. Cancellations.** All previous issues of Handbook M-39 are obsolete.
- E. Effective Date.** This handbook is effective March 1, 1998.

A handwritten signature in black ink, appearing to read "Nick Barranca".

Nicholas F. Barranca
Vice President
Operations Support

Summary of Changes

Chapter 1, Administration of City Delivery Service

Section 111.2n is updated to reflect the current *Postal Operations Manual*, *Domestic Mail Manual*, and Handbook M-41, *City Delivery Carriers Duties and Responsibilities*, references.

Section 117.41b is updated to reflect the current use of Computerized Forwarding System (CFS) and deletes references to Central Markup (CMU).

Section 117.41k is revised to incorporate the change to use CLASS case labels.

Section 126.5 is a clarification of the items that should be checked.

Section 128 is a title change from Customer Service Management Data System (CSMDS) to Operations Analysis.

Section 128.1 updates the language for the current Form 3930.

Section 128.2 updates the language for the current Form 3930.

Sections 128.21, 128.22, 128.23, and 128.24 all incorporate language for the allowed use of the Edit Book.

Sections 128.3, 128.31, and 128.34 all update the language for the current Form 3930.

Section 128.35 is deleted because of reference to obsolete Form 3923.

Section 132.31 updates office responsible.

Section 141.113 makes reference to Chapter 3 for clarification.

Section 141.19h updates management level responsible.

Section 142.1 updates management level responsible.

Section 145.3 updates management level responsible.

Section 153 updates management level responsible.

Section 153c deletes reference to SF-46 and adds valid state driver's license.

Section 162.1 deletes reference to obsolete Form 3997B.

Section 162.2 is renumbered to section 162 and updates analysis of Form 1571.

Section 171.2a(1) updates management level responsible.

Section 181.1a is updated to reflect the current use of Computerized Forwarding System (CFS) and deletes references to Central Markup (CMU). Reference is also made to UAA.

Section 181.1b makes reference to UAA.

Section 181.1c updates procedures for handling Forms 3575 and 3982.

Section 181.1e identifies machinable and non-machinable separations.

Section 181.1g is updated to reflect the current use of CFS and deletes references to CMU.

Section 181.1g(2) is updated to reflect the current use of CFS database and deletes references to CMU.

Section 181.1g(3) is updated to reflect the current use of CFS and deletes references to CMU.

Section 181.1h is updated to reflect the current use of CFS and deletes references to CMU.

Section 181.1h(2) incorporates language for Form 3575-Z.

Section 182 is updated to reflect the current use of CFS and deletes references to CMU.

Section 182a is updated to reflect the current use of CFS and deletes references to CMU.

Section 182c is updated to reflect the current use of CFS and deletes references to CMU.

Section 182e is updated to incorporate the term “imaging.”

Chapter 2, Mail Counts and Route Inspections

Section 214a(7)(b) corrects exhibit reference.

Section 214a(7)(c) incorporates language for the allowed use of the Edit Book.

Section 214a(8) adds language to review DPS procedures.

Section 216.2f adds language to provide Standard Operating Procedures to managers.

Section 217.2 clarifies language for data to use.

Section 221.124 is updated to incorporate the use of Form 3999-X.

Section 221.5 corrects headquarters office name.

Section 221.136 corrects reference to read 221.35.

Section 222.1 corrects reference to read 222.1 pp. 1–5.

Section 222.212a updates recording procedures of DPS volume.

Section 222.212g updates accounting procedures of DPS pieces.

Section 222.212i updates mail classification.

Section 222.213 is updated to reflect the current use of CFS and deletes references to CMU and recording procedures of DPS pieces.

Section 222.22 is updated to reflect the current use of CFS and deletes references to CMU.

Section 222.221 is updated to reflect the current use of CFS and deletes references to CMU.

Section 222.225b is updated to reflect the current use of CFS and deletes references to CMU and recording procedures of DPS pieces.

Section 234.14i incorporates language for the allowed use of the Edit Book.

Section 234.14n incorporates language for the allowed use of the Edit Book.

Section 234.32j deletes reference to SF-46.

Section 241 deletes reference to exhibit page 3, changing it to section 243.4.

Section 241.32 is updated to incorporate T-6.

Section 241.33 is updated to incorporate T-6.

Section 241.35l is updated to include DPS pieces.

Section 242.331 is updated to reflect the current use of CFS and deletes references to CMU.

Sections 242.4e, 242.4f, and 242.512 correct all exhibit references to be 242.13l.

Section 243.53 is updated to reflect the current use of CFS and deletes references to CMU.

Section 243.55 is updated to reflect the current use of CFS and deletes references to CMU.

Section 243.56 incorporates language for the allowed use of the Edit Book.

Section 243.63 is updated to incorporate T-6.

Section 243.67 deletes reference to obsolete Form 3921-A.

Chapter 3, Unit Summary of City Delivery Routes

Chapter 3 is totally re-written to account for revised Form 3998.

Exhibits

Exhibit 126.13 is revised.

Exhibit 126.3 is revised.

Exhibit 126.41 is revised.

Exhibit 128.1 is reserved for form being changed.

Exhibit 128.21 incorporates current form.

Exhibit 141.18 is revised.

Exhibit 213d (pages 1, 2, 3, and 4) is revised.

Exhibit 213e is revised.

Exhibit 217.2 (page 1) incorporates current version.

Exhibit 222.1 (pages 1 and 2) is revised.

Exhibit 222.1 (pages 3, 4, and 5) incorporates current version.

Exhibit 222.21 is revised.

Exhibit 222.214a(5) (pages 1 and 2) is consolidated to exhibit 222.214a(5).

Exhibit 222.22 is revised.

Exhibit 222.232 incorporates current form.

Exhibit 234.1 (pages 1 and 2) is revised.

Exhibit 234.1 (page 3) incorporates current form.

Exhibit 234.33 (pages 1 and 2) is revised.

Exhibit 241 (pages 1 and 2) is revised.

Exhibit 251 (pages 1 and 2) incorporates current form.

Exhibit 32 (pages 1 and 2) is revised.

Contents

1 Administration of City Delivery Service	1
11 Introduction	1
111 Basic Requirements	1
111.1 General	1
111.2 Daily Operations	1
112 Types of Routes	2
112.1 Delivery	2
112.11 Business Route	2
112.12 Residential Route	2
112.13 Mixed Business and Residential Route	3
112.2 Collection	3
112.21 Foot Collection Route	3
112.22 Motorized Collection Route	3
112.23 Business Collection Route	3
112.24 Residential Collection Route	3
112.25 Mixed Collection Route	3
113 Types of Delivery	3
113.1 Foot Route	3
113.2 Curblin e Motorized Route	3
113.3 Bicycle Route	3
113.4 Park and Loop Route	4
113.5 Dismount Route	4
114 City Delivery Area Map	4
115 Discipline	4
115.1 Basic Principle	4
115.2 Using People Effectively	4
115.3 Obligation to Employees	5
115.4 Maintain Mutual Respect Atmosphere	5
116 Mail Processing for Delivery Services	5
116.1 Scheduling Clerks in a Delivery Unit	5
116.2 Mail Flow	5
116.21 Leveling Volume Fluctuations	5
116.22 Plan for Next Day's Workload	5
116.3 Receipt of Principal Letter Dispatch	6
116.4 Receipt of Morning Close-Out Dispatch	6
116.5 Receipt of Principal Flat Dispatch	7
116.51 Preferred Procedure	7

116.52	Second Priority	7
116.53	Third Priority	7
116.54	Fourth Priority	7
116.55	Fifth Priority	7
116.56	Sixth Priority	7
116.6	Carrier Withdrawal of Letters and Flats	7
116.7	Mail Available on Return to Office	7
116.8	Segmentation of Mail	7
116.81	Definition	7
116.82	Identifying Potential Segmentations for Distribution	8
116.83	Segmentations Requested but Not Made by Mail Processing	8
116.84	Segmentations Made by Carriers	8
116.9	Parcel Post	8
116.91	Receipt of Parcel Post	8
116.92	Parcel Post — Received in Sacks Made Up to Route	8
116.93	Parcel Post — Distributed to Routes at the Unit	9
116.94	Undistributed Parcel Post at the Unit	9
117	Utilizing Work Area and Equipment	9
117.1	Workroom Floor Layout	9
117.2	Determine Carrier Case Requirements	10
117.3	Equipment Authorized at Detached Units	12
117.31	Distribution Cases	12
117.32	Approved Items for Casing Flats	12
117.4	Carrier Case Labeling	12
118	Satchel Carts	13
118.1	Assignment	13
118.2	Follow-Up	14
12	Office Work Routine	14
121	Carrier Work Methods — Office	14
121.1	Casing Mail	14
121.11	Casing Systems	14
121.12	Letter Mail Defined	14
121.13	General	14
121.14	Letter Mail	15
121.15	Presequenced Letter Mail and Address Cards	15
121.16	Flats and SPRs	15
121.17	Pulling Down Flats	15
121.18	Collating Presequenced Mailings	15
121.2	Special Instructions	16
121.21	Expedited Preferential Mail	16
121.211	Morning	16

121.212	Afternoon	16
121.22	Multi-Receptacle Delivery	16
121.221	Definition	16
121.222	Mailroom or VIM Installations	16
121.223	Mail Having Incomplete Address	16
121.3	Pulling Down Cased Mail	17
121.31	Foot Routes	17
121.311	Flats	17
121.312	Letters	17
121.313	Preparing Relays	17
121.314	Loading the Carrier Satchel	17
121.32	Park and Loop and Drive-Out Routes	18
121.33	Curblin Routes	18
122	Scheduling Carriers	18
122.1	Establishing Schedules	18
122.2	Carriers' Leaving Schedules	18
122.21	Establishing Leaving Schedule	18
122.22	Maintaining Leaving Schedule	19
122.3	Authorizing Overtime and Auxiliary Assistance	19
123	Providing Relay Service	20
123.1	General	20
123.2	Weighing Relays	20
123.3	Testing	21
123.4	Determining Need for Relay Points	21
124	Parking Area	24
124.1	Assign Spaces to USPS Vehicles	24
124.2	Priorities for Parking Area Access	24
124.3	Limitation on Employee Parking	24
125	Carrier Work Methods — Street	24
125.1	Loading Carrier Vehicles	24
125.2	Loading Times	24
125.21	General	24
125.22	Daily Supervision	24
125.23	Load at Assigned Space	25
125.24	Transport Mail to Vehicles	25
125.25	Sequence Parcels When Loading	25
125.3	Authorized Lines of Travel	25
125.4	Carrier Satchel	25
125.41	Required Use	25
125.42	Loading the Satchel	25
125.5	Park in Designated Location	25

125.6	Finger Mail	26
125.7	Parcel Delivery	26
125.8	Curblin Delivery	26
125.81	Serve Boxes from Vehicle	26
125.82	Maintain Orderly Cargo Area	26
125.9	Collection of Mail	26
125.91	Private Receptacles	26
125.92	Collection Boxes	27
125.93	Barcode or Similar* Tracking Systems	27
126	Office Work While Carrier Is on Route	27
126.1	Review of Work Area	27
126.2	Analysis of Curtailed Mail	27
126.3	Record of Carrier Work Hours, Absences, Replacements, and Overtime	30
126.4	Report of Late Leaving and Returning	32
126.5	Review of Carrier Cases and Work Area	35
127	Office Work When Carriers Return From Route	37
128	Operations Analysis	38
128.1	Preparing Form 3930	38
128.2	Source Documents for Form 3930	38
128.3	Analyzing and Using Form 3930	41
128.4	Barcode or Similar Data Systems and Related Software/Hardware	41
13	Analyzing Operations	41
131	Carrier Operations	41
131.1	Timing of Analysis	41
131.2	Types of Analyses	41
131.21	Late Leaving and Returning	41
131.211	Source of Information	41
131.212	Preparing the Analysis Form	41
131.213	Analyzing Form 1813	42
131.22	Auxiliary Assistance and/or Overtime Given to Route	42
131.221	Source of Information	42
131.222	Preparing the Analysis	42
131.223	Analyzing the Form	42
131.23	Hours Used on Auxiliary Route	44
131.231	Source of Information	44
131.232	Preparing the Analysis	44
131.233	Analyzing the Form	44
131.24	Evaluating Employees	46
131.25	Mail Curtailed	46
131.251	Source of Information	46
131.252	Preparing the Analysis Form	46

131.253	Analyzing the Form	46
132	Review of Collection Service	48
132.1	Policy	48
132.2	Considerations	48
132.3	Barcode and Similar Data Collection Devices	49
133	Collection Service	49
133.1	Checklist	49
133.2	Tests	50
133.21	Purpose	50
133.22	Frequency	50
133.23	Selecting Test Points	50
133.24	Test Day	51
133.25	Test Card and Form	51
133.26	Recovery of Cards	51
133.27	Test Mailing Record, Form 3702	52
133.28	Analysis and Corrective Action	52
134	Street Management	52
134.1	Objectives	52
134.2	Techniques	53
134.3	Criteria for Need	53
134.4	Findings	53
134.5	Safety	54
14	Adjustments	55
141	Minor Adjustments	55
141.1	Route Adjustment Without Special Inspection	55
141.11	Minor Adjustments	55
141.12	Office Routines	55
141.13	Street Management	56
141.14	Segmentations	56
141.15	Distribution	56
141.16	When to Consider Making Minor Adjustments	56
141.17	Advance Preparation	56
141.18	Preliminary Planning	56
141.19	Formula for Making Minor Adjustments	57
141.2	Special Office Mail Counts	60
142	Extension of City Delivery Service	61
142.1	Requirements for Extension	61
142.2	Definitions	61
142.21	Extensions	61
142.22	Ingrowth	61
142.3	Action After Approval	61

143	(Reserved)	62
144	Expedited Preferential Mail Delivery Program	62
144.1	Description	62
144.2	Approval	62
144.3	Management Advantages	62
144.4	Customer Benefits	63
144.5	Operational Review	63
144.6	Route Adjustments	63
144.7	Implementation	63
144.8	Coordination with Mail Processing	64
144.9	Transportation	64
145	VIM (Vertical Improved Mail)	64
145.1	What VIM Applies To	64
145.2	Three Versions	64
145.3	Planning Early	64
145.4	Maintain High Degree of Efficiency	65
15	City Delivery Service Motorization	65
151	Surveys	65
152	Selection of Vehicles	65
153	Preparation for Conversion	66
154	Route Inspections	66
16	Parcel Post	67
161	Parcel Post Delivery Requirements	67
162	Analysis of Parcel Post Operations	67
163	Review of Sack Routing System	67
17	Travel and Transportation of Carriers	68
171	City Carrier Transportation Agreement	68
171.1	Administration	68
171.2	Travel Time	68
171.3	Distances	69
171.4	Relays	69
171.41	Purpose	69
171.42	Guidelines	69
171.5	Termination of Transportation Agreements	71
172	Transit Agreement (Public Transportation)	71
172.1	Administration	71
172.2	Annual Review	71
172.3	Review Between Annual Renewal Dates	71
172.4	Authentication for "United States Postal Service"	71
172.5	Cancellation	72
173	Emergency Vehicle Hire	72

18	Quality Control Guidelines — Undeliverable as Addressed Mail	72
181	Delivery Units — All	72
181.1	Responsibilities of the Delivery Unit Supervisor	72
181.2	Frequent Reviews	74
182	Computerized Forwarding Units	74
183	Other Units	74
184	Attempted, Not Known Mail	74
184.1	Street Delivery	74
184.2	Post Office Box Delivery	75
2	Mail Counts and Route Inspections	77
21	Advance Preparations	77
211	Selecting Period for Mail Counts and Route Inspections	77
212	Responsibility for Advance Preparations	78
213	Review and Analysis of Carrier Control Forms	78
214	Review of Operating Procedures	84
215	Posting Notice of Scheduled Mail Count and Inspection	85
216	Managers' Assignments and Responsibilities	85
217	Dry-Run Count	86
218	Estimating an Office Time for DPS Planning Purposes	90
22	Conducting the Count of Mail	90
221	Schedules and General Rules Governing Count	90
221.1	Letter Routes	90
221.11	Schedule	90
221.12	Use of Forms	90
221.13	General Rules for Making Count	91
221.2	Parcel Post and Combination Services Routes	92
221.21	Schedule	92
221.22	Use of Forms	92
221.3	Collection Routes	93
222	Completion of Forms 1838, 1838-A, 1838-B, and 1838-C	93
222.1	Worksheets	93
222.2	Summaries	99
222.21	Letter Routes — non-EPM and CMU	99
222.22	Letter Routes — EPM with CFS	109
222.23	Parcel Post and Combination Services Routes	112
222.24	Collection Routes	113
223	Disposition of Forms 1838, 1838-A, 1838-B, and 1838-C	113
223.1	Forms 1838 and 1838-C	113
223.2	Forms 1838-A and 1838-B	113

23	Conducting the Route Inspection	115
231	General	115
232	Conduct of Route Examiner	115
233	Cancelling Inspection	116
234	Record and Evaluation	116
234.1	Letter Routes	116
234.11	Describing Forms Used	116
234.12	Completing Upper Portion of Form 3999	117
234.13	Completing Lower Half of Form 3999	121
234.14	Completion of Reverse of Form 3999	123
234.2	Parcel Post and Combination Services Routes	124
234.21	Preparing Forms	124
234.22	Observation and Evaluation	124
234.3	Collection Routes	125
234.31	Purpose of Combined Count and Inspection	125
234.32	Observation of Collector's Work	126
234.33	Preparing Form 3999-B — Inspection of Collection Route	126
24	Analysis and Adjustments — Letter Routes	131
241	Summary of Count and Inspection	131
241.1	Purpose	131
241.2	Coverage	131
241.3	Preparing Form 1840	131
241.4	Providing Carrier With Summary	134
242	Evaluation and Analysis	137
242.1	General	137
242.11	Importance of Route Adjustments	137
242.12	Basic Standards	137
242.13	Information Available to Manager	137
242.2	Analysis of Irregular Performance	138
242.21	Office Time	138
242.22	Street Time	138
242.3	Evaluating the Route	140
242.31	Office Time	140
242.32	Street Time	140
242.33	Office Time Allied Work Rules	142
242.34	Street Time Allied Work Rules	142
242.35	Carrier Timecard Analysis, 8 Week Comparison	143
242.4	Comparative Analysis With Preceding Count and Inspection (exhibit 242.13I)	144
242.5	Review	145
242.51	Comparative Factors	145
242.52	Carrier's Office Time	145

242.53	Transportation	146
242.54	Street Time	146
243	Adjustment Procedures	146
243.1	Preliminary Plans	146
243.11	Unilateral Method	146
243.12	X-Route Alternative	147
243.2	Providing Relief to Routes	147
243.21	Routes of More than 8 Hours	147
243.22	Route Less than 8 Hours	148
243.23	Transferring Territory	148
243.24	Avoiding Excessive Overtime or Undertime	149
243.3	Record of Office and Street Adjustments Made (Form 1840 — exhibit 241, page 1).	149
243.31	Completing Reverse of Form 1840	149
243.32	Signature and Date	152
243.4	Tabulation of Overall Relief or Additional Time Required	152
243.5	Scheme Changes	152
243.6	Evaluation of Adjustments	155
243.61	General Requirements	155
243.62	Time Records	155
243.63	Form 3997, Unit Daily Record, or PSDS Printout	155
243.64	Form 3923, Daily Delivery Operations Analysis	155
243.65	Form 1813, Late Leaving and Returning Report — First Carrier Delivery Trip, or PSDS Printout	155
243.66	Street Management Records	156
243.67	Volume Record Data	156
243.68	Corrective Action	156
243.7	Disposition of Forms 1840	156
25	Analysis and Adjustments — Parcel Post and Combination Services Routes	156
251	Summary of Carrier's Count of Mail, Parcel Post, and Combination Services	156
251.1	Description	156
251.2	Completing Form 1840-A	157
251.21	Top of Form	157
251.22	Time and Mail Volume Portion of Form	157
251.23	Relay, Collection, Firms, Inter- and Intra-City Service	157
251.24	Totaling and Average Columns	157
251.25	Reverse Side of Form 1840-A	158
252	Consultation With Carrier	158
253	Office and Street Adjustments	158
254	Comments	158
255	Verification of Mail Count and Time Items	158
256	Disposition of Forms 1840-A	158

26	Analysis and Adjustments — Collection Routes	161
261	Evaluation	161
261.1	Basic Principles	161
261.2	Elimination of Improper Practices	161
261.3	Recommendations of Route Examiner	161
262	Adjustments	161
263	Consultation With Carrier	161
264	Disposition of Form 3999-B	162
27	Special Route Inspections	162
271	When Required	162
272	Manner in Which Conducted	162
3	Unit Summary of City Delivery Routes	163
31	Purpose	163
311	General Description of Form 3998	163
312	Before and After Adjustments	163
313	Daily Average Workhours	163
32	Preparing Form 3998	166
321	Letter Carrier Routes (Section 1 on Form 3998)	166
321.1	Full-Time Regular Routes	166
321.2	Auxiliary Routes and Router Assignments	166
321.3	Totals	166
321.4	Action Taken to Eliminate Excess Office Time	167
321.5	Possible Deliveries	167
321.6	Total Possible Deliveries	167
321.7	Delivery Volumes	167
322	Parcel Post and Combination Services Routes	167
322.1	Full-Time Regular Routes	167
322.2	Auxiliary Routes	168
322.3	Auxiliary Assistance to Complete Deliveries	168
322.4	Parcel Post Volume	169
323	Collection Routes	169
323.1	Full-Time Regular Routes	169
323.2	Part-Time Routes	169
323.3	Totals	169
323.4	Collection Pickups	170
324	Inter- and Intra-City Service Routes	170
325	Unit Summary and Review	170
326	Service Improvements	170
327	Personnel Assignment Summary	170

328	Vehicle Assignment Summary	171
33	Consolidated Summary of City Delivery Service	171
34	Disposition of Forms	171
35	Requests for Additional Routes	171

Exhibits

Exhibit 123.31a Form 1627	22
Exhibit 123.31b Form 1627	23
Exhibit 126.13 Typical Labeling Pattern Carrier Throwback Case Item 129	28
Exhibit 126.2 Analysis of Curtailed Mail (From Form 1571)	29
Exhibit 126.3 Form 3997, Unit Daily Record	31
Exhibit 126.41 Form 1813, Late Leaving and Returning Report — First Carrier Delivery Trip	33
Exhibit 126.42 Analysis of Late Leaving (From Form 1813 or PSDS Printout)	34
Exhibit 126.5 Review of Carrier Cases and Work Area	36
Exhibit 128.1 Form 3930	39
Exhibit 128.21 Form 1621, Delivery Management Report	40
Exhibit 131.222 Form 1627	43
Exhibit 131.232 Analysis of Auxiliary Routes	45
Exhibit 131.241 Evaluation of Performance	47
Exhibit 141.18 Summary of Minor Adjustments Worksheet	58
Exhibit 213d (p. 1) Form 1840-B	79
Exhibit 213d (p. 2) Form 1840-B	80
Exhibit 213d (p. 3) Form 1840-B	81
Exhibit 213d (p. 4) Form 1840-B	82
Exhibit 213e Daily Mail Collection Record	83
Exhibit 217.2 (p. 1) Instructions to Carrier for Dry-Run Count on Form 1838-C	87

Exhibit 217.2 (p. 2)	
Instructions to Carriers for Dry-Run Count on Form 1838-A	88
Exhibit 217.2 (p. 3)	
Instructions to Carriers for Dry-Run Count on Form 1838-A	89
Exhibit 222.1 (p. 1)	
Form 1838-C, Carrier's Count Mail — Letter Carrier Routes Worksheet	94
Exhibit 222.1 (p. 2)	
Form 1838-C, Carrier's Count Mail — Letter Carrier Routes Worksheet	95
Exhibit 222.1 (p. 3)	
Form 1838-B, Parcel Post Firm Delivery Worksheet	96
Exhibit 222.1 (p. 4)	
Carrier's Count of Mail — Parcel Post and Combination Services Worksheet/Management Summary	97
Exhibit 222.1 (p. 5)	
Carrier's Count of Mail — Parcel Post and Combination Services Worksheet/Management Summary	98
Exhibit 222.21	
Form 1838, Carrier's Count of Mail — Letter Carrier Routes (Mngt. Summary)	100
Exhibit 222.214a(4)	
Time Allowances for Carrier Office Work	103
Exhibit 222.214a(5)	
Maximum Time Allowance For Routing Mail	
Column (A): Letter-size (ordinary letters, cards, and circulars). Column (B): Mail of all other sizes and insured.	105
Exhibit 222.22	
Form 1838, Carrier's Count of Mail — Letter Carrier Routes	111
Exhibit 222.232	
Form 1838-B, Parcel Post Firm Delivery Worksheet	114
Exhibit 234.1 (p. 1)	
Form 3999, Inspection of Letter Carrier Route	118
Exhibit 234.1 (p. 2)	
Form 3999, Inspection of Letter Carrier Route	119
Exhibit 234.1 (p. 3)	
Form 3999-A, Deliveries/Inspection Record — Worksheet	120
Exhibit 234.33 (p. 1)	
Form 3999-B, Inspection of Collection Route	129
Exhibit 234.33 (p. 2)	
Form 3999-B, Inspection of Collection Route	130
Exhibit 241 (p. 1)	
Form 1840, Carrier Delivery Route — Summary of Count and Inspection	135
Exhibit 241 (p. 2)	
Form 1840, Carrier Delivery Route — Summary of Count and Inspection	136
Exhibit 242.13l	
Comparative Analysis of Form 1840	139

Contents

Exhibit 243.4	
Recap of Regular Routes for Adjustment From Form 1840	152
Exhibit 243.51	
Form 1627	154
Exhibit 251 (p. 1)	
Form 1840-A, Summary of Carrier's Count of Mail — Parcel Post and Combination Services	159
Exhibit 251 (p. 2)	
Form 1840-A, Summary of Carrier's Count of Mail — Parcel Post and Combination Services	160
Exhibit 311 (p. 1)	
Form 3998, Unit Summary of City Delivery Assignments	164
Exhibit 311 (p. 2)	
Form 3998, Unit Summary of City Delivery Assignments	165

1 Administration of City Delivery Service

11 Introduction

111 Basic Requirements

111.1 General

All delivery service managers are responsible for developing and maintaining their units at a high degree of efficiency and for assuring that USPS standards are maintained. Through these broad guidelines, plus skill, knowledge, and experience, delivery service managers can be aware of whether subordinate managers and delivery employees are achieving USPS goals of service to the public. Emphasis is placed upon the constant need for close coordination between mail processing and delivery managers so the most practical and cost effective work methods possible can be implemented.

111.2 Daily Operations

The delivery service manager must on a daily basis:

- a. Perform and organize work to determine any irregularity in the flow of mail between distribution and delivery, and interact with other unit managers to work toward correcting this irregularity.
- b. Determine if carriers' reporting, leaving, returning, and ending time is consistent with established schedules.
- c. Provide or continue training as needed.
- d. Evaluate daily service rendered by the employees. Observe carriers to assure their performance of duties as outlined in Handbook M-41, *City Delivery Carriers Duties and Responsibilities*.
- e. Report for duty in advance of delivery personnel and review daily workload, including mail yet unworked but which will be distributed in time for the day's delivery. Review any Forms 1571, *Undelivered Mail Report*, from the preceding day as well as the amount of mail on and around each carrier case. Estimate and record on the appropriate form(s) the daily workloads for each route.
- f. Assure that necessary vehicles are available.

- g. Review all communications that may affect the day's workload, and be sure replacements are available for unscheduled absences. Develop contingency plans for situations that may interfere with normal delivery service.
- h. Assure that accountable items are properly handled, so as to facilitate delivery of the items, and that carriers are cleared in a timely manner upon return to the office.
- i. Determine need for auxiliary assistance, overtime or curtailment of mail, and determine the most economical manner of providing relief.
- j. Issue Form 1571 when the carrier is instructed to curtail mail, indicating action thereon. Upon request, a duplicate of the completed form will be provided the carrier.
- k. Determine cutoff time(s) for the various classes of mail and assure any missorted, missent mail available for delivery is taken by carriers.
- l. Level the workload of carriers by having them deliver other than preferential mail as promptly as practicable. Identify and manage mail in order of classification, type, and sequence of receipt.
- m. Review mail undeliverable as addressed to identify errors and maximize efficient handling procedures at delivery and central markup units.
- n. Maintain delivery unit control of mailing list services as provided in *Postal Operations Manual (POM) 825.1* and *Domestic Mail Manual (DMM) A910.1.4–1.5*. (Also in Handbook M-41, *City Delivery Carriers Duties and Responsibilities*, section 123.1.)
- o. Maintain a daily sequence of basic activities schedule to serve as a guide for replacement personnel, and to ensure that all required activities are accomplished in an organized manner.
- p. Maintain sort scheme for delivery zones in the unit as per local Delivery Point Sequencing (DPS) procedures.
- q. Maintain the data collection devices and supporting infrastructure. Make sure all data collection devices are in working order and information is downloading properly.

112 Types of Routes

112.1 Delivery

112.11 Business Route

A foot or motorized route on which 70 percent or more of the possible deliveries are business establishments.

112.12 Residential Route

A foot or motorized route on which 70 percent or more of the possible deliveries are residential.

112.13 Mixed Business and Residential Route

A foot or motorized route on which 30 to 69 percent of possible deliveries are business establishments. This may include a route on which business and residential deliveries are made on the first trip and the business area only is served on a second trip. To determine the percentage, consider total possible deliveries (counting business establishments only once).

112.2 Collection**112.21 Foot Collection Route**

A route where mail is collected from boxes by a carrier on foot. These routes generally serve downtown business sections.

112.22 Motorized Collection Route

A route served by automotive vehicle. Shuttle trips made by a collector using a vehicle to pickup mail deposited at selected points by other collectors constitute motorized collection.

112.23 Business Collection Route

A route where collections are made from boxes located mainly within business areas.

112.24 Residential Collection Route

A route where collections are made from boxes located within territory that is mainly residential.

112.25 Mixed Collection Route

A route which may perform a variety of collection and/or mail transport services. Examples are: combination intra-city box collection trips, business residential trips, and contract station-box collection trips.

113 Types of Delivery**113.1 Foot Route**

A city delivery route served by a carrier on foot. A bicycle or other conveyance used solely as transportation to and from the route does not affect the status as a foot route.

113.2 Curbline Motorized Route

A motorized city delivery route on which 50 percent or more of the possible deliveries are made to customer mailboxes at the curb.

113.3 Bicycle Route

A city delivery route on which a bicycle is used to deliver mail.

113.4 Park and Loop Route

A route that uses a motor vehicle for transporting all classes of mail to the route. The vehicle is used as a moveable container as it is driven to designated park points. The carrier then loops segments of the route on foot.

113.5 Dismount Route

A city delivery route on which 50 percent or more of the possible deliveries are made by dismount delivery to the door, Vertical Improved Mail (VIM) Room, Neighborhood Delivery and Collection Box Units (NBU), Delivery Centers, etc. (If the dismount deliveries are less than 50 percent of the total possible deliveries of a route, the route will be classified as per the majority of the type delivery; e.g., curblin, park and loop, etc.)

114 City Delivery Area Map

114.1 Each unit must have a map of the ZIP Code area served. Show the boundaries of each route using street names or numbers and identify each route by number. If desired, use different colors to show each route.

114.2 The unit manager can study the line of travel to discover possible improvement.

114.3 Location of collection and relay boxes can be shown. This will serve to determine the adequacy of the boxes and as instruction or reference to new carriers.

115 Discipline**115.1 Basic Principle**

In the administration of discipline, a basic principle must be that discipline should be corrective in nature, rather than punitive. No employee may be disciplined or discharged except for just cause. The delivery manager must make every effort to correct a situation before resorting to disciplinary measures.

115.2 Using People Effectively

Managers can accomplish their mission only through the effective use of people. How successful a manager is in working with people will, to a great measure, determine whether or not the goals of the Postal Service are attained. Getting the job done through people is not an easy task, and certain basic things are required, such as:

- a. Let the employee know what is expected of him or her.
- b. Know fully if the employee is not attaining expectations; don't guess — make certain with documented evidence.
- c. Let the employee explain his or her problem — listen! If given a chance, the employee will tell you the problem. Draw it out from the employee if needed, but get the whole story.

115.3 **Obligation to Employees**

When problems arise, managers must recognize that they have an obligation to their employees and to the Postal Service to look to themselves, as well as to the employee, to:

- a. Find out who, what, when, where, and why.
- b. Make absolutely sure you have all the facts.
- c. The manager has the responsibility to resolve as many problems as possible before they become grievances.
- d. If the employee's stand has merit, admit it and correct the situation. You are the manager; you must make decisions; don't pass this responsibility on to someone else.

115.4 **Maintain Mutual Respect Atmosphere**

The National Agreement sets out the basic rules and rights governing management and employees in their dealings with each other, but it is the front-line manager who controls management's attempt to maintain an atmosphere between employer and employee which assures mutual respect for each other's rights and responsibilities.

116 **Mail Processing for Delivery Services**

116.1 **Scheduling Clerks in a Delivery Unit**

Schedule distribution clerks in a unit with decentralized distribution so that service standards will be met and an even flow of mail will be provided to the carriers each day throughout the year. Schedule the accountable clerk to avoid delaying the carriers' departures in the morning and for clearance of carriers on their return to the office.

116.2 **Mail Flow**

116.21 **Leveling Volume Fluctuations**

When volumes for daily delivery vary substantially from the lightest to the heaviest day in the week, a unit cannot operate at maximum effectiveness. Substantial changes in the daily relationships of flats and letters have considerable effect on delivery costs. If this situation exists, the unit manager must document the problem and request, through appropriate management channels, a more even flow of mail.

116.22 **Plan for Next Day's Workload**

Each day as early as is practical, using procedures developed locally, the delivery unit manager should obtain information about anticipated volumes, especially flat volumes for the next day's delivery. This information will assist in planning the next day's manpower needs. Anticipating the flow of mail will minimize undertime and overtime which can be controlled. If undertime occurs often in the morning or afternoon, examine the mail flow, the scheduling of the delivery unit's clerks and carriers, and the affected routes.

116.3 Receipt of Principal Letter Dispatch

Carriers should not sweep distribution cases upon reporting for work. Rather, they should proceed directly from the time recording area to their cases and without delay begin casing mail which is already at their cases. The following priorities have been established for various procedures by which the first receipt of mail from the distribution unit reaches the carriers. These procedures are listed in the order of decreasing cost effectiveness:

- a. *Preferred Procedure.* Letter-size mail is placed on the left side of the carrier case ledge one row high with stamps down and to the right. The carrier may then pick up a handful with the left hand and begin casing without repositioning the letters.
- b. *Second Priority.* Letter-size mail, trayed separately for each route with stamps down and to the right, is placed at the carrier case. If this is not possible, a tray cart (or other suitable item used to transport trays) should be placed as close to the carrier cases as possible with the trays identified by route. Empty trays, if needed for later use, may be stored under the carrier's case. Carriers must work mail directly from trays if the letters are trayed with stamps down and facing to the right.

Note: If letter mail is not worked directly from trays (second priority), require Mail Processing to tray letters with stamps up and facing one direction so that, when the tray is flipped over on the carrier case ledge, the letters will be in the proper position: i.e., stamps down and facing to the right.

- c. *Third Priority.* Letters, faced and loose-packed in No. 3 sacks for individual routes, with each sack identified by route number, are at the carrier's case when he or she reports for work. Empty sacks, if needed for relays when casing is completed, may be stored under the carrier's case.
- d. *Fourth Priority.* Mail, which is tied in bundles, is placed at the carrier's case.
- e. *Fifth Priority.* Sacks containing bundles of mail and identified by route number are transported to the carrier's case. Carriers dump the sacks, check the bundles, and place the letters on the ledge. If empty sacks will be needed when casing is completed, they may be stored under the carrier's case.

116.4 Receipt of Morning Close-Out Dispatch

When mail is distributed elsewhere for a delivery unit, the morning close-out dispatch is typically very light and is received loose in trays or tied in bundles. If mail is trayed separately and is identified for each route, it should be taken to the carriers' cases. Otherwise, carriers may obtain it from a central point, except that Delivery Point Sequence mail will be handled in accordance with the DPS procedures established for the unit.

116.5 Receipt of Principal Flat Dispatch**116.51 Preferred Procedure**

Flat mail, faced and loose in trays, is placed at the carriers' cases so that the carriers can put a tray on the case ledge and sort directly from the tray, picking up approximately 6 inches of flats at a time.

116.52 Second Priority

Flat mail, faced and loose in trays and identified by route number, is placed as close to the carrier's work area as possible where carriers can readily obtain them. If empty trays will be needed later, they may be stored under the carrier's case.

116.53 Third Priority

Flat mail, faced and loose in hampers, is placed as close to the carrier's work area as convenience permits.

116.54 Fourth Priority

Flat mail, faced and loose packed in bundles identified by route number, is placed at the carrier's case. After the ledge is loaded with tied bundles, the bindings are removed.

116.55 Fifth Priority

Flat mail, faced and loose packed in No. 3 sacks, is placed as close to the carrier's case as possible. If empty sacks will be needed after casing, they may be stored under the carrier's case.

116.56 Sixth Priority

Flat mail, faced, tied in bundles and loaded in sacks for each route, is placed close to the carriers' cases.

116.6 Carrier Withdrawal of Letters and Flats

Carriers may be authorized to make up to two withdrawals from the distribution cases prior to leaving the office, plus a final cleanup sweep to include Delivery Point Sequence mail as they leave the office.

116.7 Mail Available on Return to Office

Mail received or distributed while carriers are on their routes should be on the carriers' cases when they return to the office. Carriers having undertime when they return may be required to withdraw and case mail available at that time. If undertime occurs frequently, the delivery unit manager must determine the cause and take corrective action.

116.8 Segmentation of Mail**116.81 Definition**

A major characteristic of the ZIP+4 data file is the segment, or the smallest unit to which distribution can be made. Segmentation is the sortation or

preparation of mail into clusters or groupings for the purpose of achieving greater processing and/or carrier sortation efficiency. Using the ZIP+4 segment concept, segmentations may be prepared by customers or contract personnel prior to entry, or in postal operations prior to dispatch or receipt by the carrier. Examples of segmentations include but are not limited to mail grouped by: unique ZIP+4 code, ZIP+4 blockface, multi-tenant buildings, box sections (including Neighborhood Delivery and Collection Box Units), or individual addresses.

116.82 **Identifying Potential Segmentations for Distribution**

Efficiency should be the determining factor when selecting segmentations which should be prepared for distribution, with consideration for factors such as mail volume, workhours, possible deliveries, address hygiene, and other operational or service needs. The delivery unit manager must periodically review existing segmentations for carrier routes. This may result in the establishment of more segmentations or the replacement of current ones.

116.83 **Segmentations Requested but Not Made by Mail Processing**

Where the delivery unit manager determines a need for segmentations by Mail Processing but there are operational or time constraints which prevent implementation, Customer Services or Delivery Services should perform the sortation using the most efficient methods and equipment available or obtainable.

116.84 **Segmentations Made by Carriers**

116.841 When a carrier is required to segment mail for a high volume delivery point, consider locating a separation large enough to accommodate the mail volume. This separation may be located in the lower, easy to reach, portion of the case, not necessarily in the sequence of delivery. The label under the separation must clearly indicate the address and/or ZIP+4 code of the separation.

116.842 *Restrictions.* Carriers must not distribute individual letters or flats directly to sacks or other containers.

116.9 **Parcel Post**

116.91 **Receipt of Parcel Post**

The receipt of parcel post at the delivery unit can have a substantial impact on the overall efficiency of carrier operations. There are two ways parcels may be made up: (1) parcels may be received in sacks for individual routes, or (2) they may come undistributed to routes. Either way, parcels are needed early in the morning, since otherwise the carriers' leaving times could be delayed. Early availability of parcel post also permits the delivery unit manager to direct carriers to load vehicles with parcels earlier on light days if undertime occurs.

116.92 **Parcel Post — Received in Sacks Made Up to Route**

When parcels are received at the unit in sacks made up to carrier route, sacks for each route should be placed in a designated location on the line of

travel from the carrier case to the vehicle. Sacks and outsides must be clearly identified and carriers must not be required to sort through sacks or parcels looking for mail for the route.

116.93 **Parcel Post — Distributed to Routes at the Unit**

If parcels are to be distributed at the delivery unit, they may be sorted directly into hampers identified by route numbers. The use of large enough hampers will permit the carrier to put other mail on top of the parcels and make one trip to the vehicle.

116.94 **Undistributed Parcel Post at the Unit**

Whether or not parcels from early dispatches are received, distributed to routes, or are distributed in the unit, some undistributed parcels may be included in the close-out dispatch. These parcels are to be worked and placed with the other parcels for each route. If the late arrival of parcels causes operating difficulties, the delivery unit managers must use appropriate channels to inform mail processing managers of the need for advancing the arrival of parcels at the delivery unit.

117 **Utilizing Work Area and Equipment**

117.1 **Workroom Floor Layout**

The workroom floor must be arranged to minimize walking and to facilitate an orderly flow of mail and equipment. Attention must also be given to selection and layout of authorized equipment that will be used by carriers at a detached unit (e.g., a carrier-staffed mailroom in a large office building) as follows:

- a. *Time Recording Equipment.* Locate along the normal line of travel to and from the carriers' cases and the doors to the loading area or exit from the office.
- b. *Vehicle Timecards and Keys.* Locate adjacent to the time-recording equipment.
- c. *Throwback Cases.* Place to minimize walking. For example, put one throwback case at the end of every other aisle.
- d. *Central Markup Case.* Where practical, locate the central markup case or deposit point on the carriers' line of travel to the distribution case or exit.
- e. *Collection Mail Deposit Point.* Locate on the carriers' line of travel from the time recording area to the accountable cage.
- f. *Aisle Width.* Aisles should be wide enough for passage by the carrier and any necessary equipment.
- g. *Relay Deposit Point.* Designate an area for carriers to deposit filled relay sacks. For example, designate an area at one end of each aisle.
- h. *Accountable Mail Cage.* Locate where it will be near the carriers while permitting the clerk to do other work when not serving carriers. Do not require the carriers to make *more than one stop* for available

accountables and keys. An optional method for use in the morning is to take available accountable letters, flats, parcels, keys, change, etc., to the carriers using a suitable conveyance capable of holding all these items. Aisles must be wide enough to permit passage of this equipment.

- i. *Markups.* Carriers will place mail sorted to required removal categories (such as: "Moved — Left No Address," "Attempted, Not Known," "No Such Number," and "No Obvious Value Mail," etc.) in the throwback cases as they depart for their route. They will also leave undeliverable as addressed mail, sorted to A to Z separations, in the designated location at that time.
- j. *Lighting.* Lighting should be satisfactory with maximum utilization of existing fixtures.
- k. *Hold Mail.* Instruct the carrier to place hold mail in a central location *only* when space is not available at the carrier's case.
- l. *Equipment Used Daily.* Sufficient sacks, trays, straps, satchels, hampers, forms, and other equipment needed by carriers must be readily accessible. Equipment used daily, such as hampers, may be marked with the route number except when this restricts operation's effectiveness and equipment utilization.
- m. *Rarely Used Equipment.* Do not store rarely used or temporarily surplus equipment in prime space.

117.2 Determine Carrier Case Requirements

Carrier case, Item 124, is the basic letter case for use on all letter carrier routes. The delivery unit manager must determine the need for wing cases for letter mail (Items 143 or 144) using criteria outlined below:

- a. *Case Configurations.* Carrier cases will be six (6) equally spaced shelves for casing letters in a non-DPS environment where either one, two, or modified two-bundle systems are used, and in DPS environments where the composite bundle work method is used. In delivery units where the vertical flat DPS work method is selected by management, carrier cases will be six (6), five (5), or four (4) equally spaced shelves for casing.
- b. *Two Deliveries Per Separation.* Letter cases should normally have two deliveries per 1 inch separation.
- c. *Reserve CMU Spaces.* Designate 15 separations, each 1 inch wide, on the right of the bottom Item 124 letter-case shelf or on the bottom of the right wing case for central markup. In offices that have consistently low volumes of undeliverable-as-addressed mail, CMU spaces may be located on the top shelf in the same relative position, uniformly throughout those individual offices.
- d. *When to Use Wing Cases for Letters.* Do not use wing cases for letters unless the total possible deliveries exceed 420 or the daily-cased letter volume exceeds 2,500 letters and not until all separations in the *Item 124 case have been used.* When a wing case must be used to provide

additional letter separations, this wing case (Item 143 or 144) must be placed to the right of the Item 124 letter case.

- e. *Use of Large Wing Case.* Use Item 144 *only* when required to provide sufficient letter and flat separations without exceeding two deliveries per letter separation. When necessary, adjoining routes may divide the Items 124 or 144 for flat separations, rather than using a separate Item 143 for each route.
- f. *Letter Casing Equipment Required.* Use the table below to determine the required casing equipment. Letter carrier case Item 124; with 6 shelves has 240 separations, with 5 shelves has 200 separations, and with 4 shelves 160 separations, which are each 1 inch wide. Examples of these separations are used as follows for a 6-shelf case:
- (1) 210 are used to meet basic casing needs;
 - (2) 15 are for central markup; and
 - (3) 15 are available for special requirements. Special requirements include expansion for high volume delivery points or spaces needed for hold mail, etc.

Item	Letter Separations Available	Possible Deliveries*	Maximum Cased Volume
124	210***	420	2500
124 & 143	330***	660	4500
124 & 144**	450***	900	6000

* Two deliveries per case separation

** Or Item 124 with Item 143 on either side

*** Figures shown exclude 30 separations, 15 for CMU and 15 for special requirements

Note: Do not exceed two deliveries per separation unless the number of possible deliveries on a route exceeds the maximum number shown on the preceding table. Never place a shelf on top of a letter or flat case.

- g. *Determine Flat Separations.* Use the same criteria as above when utilizing Vertical Flat Casing or following guidelines below to determine the proper flat separations when utilizing horizontal flat casing:
- (1) *Foot and Park and Loop Routes.* Provide one flat separation for each relay or loop on the letter case.
 - (2) *Curblin Routes.* Provide one flat separation for each half-shelf on the letter case.

Note: These guidelines may be modified as necessary to spread unusual volumes of flats more evenly in the case.

117.3 Equipment Authorized at Detached Units**117.31 Distribution Cases**

In business and residential call rooms operated by the Postal Service (e.g., VIM rooms, apartment mailrooms, and on certain approved business routes) where the carrier is required to separate mail on site, the delivery unit manager may, where appropriate, authorize the use of a 49-hole distribution letter case and table (Item 79) with or without a 28-hole distribution wing case and table (Item 77) in lieu of Items 124/143 or 124/144. Each situation must be considered individually before this type of furniture is authorized.

117.32 Approved Items for Casing Flats

Use Items 143, 144, or 124, or distribution flat cases for the casing of flats. These cases must be placed immediately adjacent to the letter case, Item 124.

117.4 Carrier Case Labeling

117.41 Carrier case labels must be applied in accordance with the following:

- a. *Label Uniformly and for Efficiency.* Delivery unit managers are responsible for the efficient use of the CLASS case labels on all carrier cases. They must schedule frequent reviews of carrier-case layout to assure maximum efficient use of available equipment, route layout, and housekeeping.
- b. *Locate Computerized Forwarding System Uniformly Throughout the Office.* Set aside 15 spaces on the right of the bottom Item 124 letter case shelf or on the bottom shelf of the right wing immediately adjacent to the Item 124 letter cases. The spaces may be located in the same relative position on the top shelf in offices that have a consistently low daily volume of undeliverable-as-addressed (UAA) mail. Whatever option is used, the locations must be uniform throughout the individual offices.
- c. *Label in Delivery Sequence.* The letter separations on the carrier case must be labeled in the exact sequence of delivery below the corresponding separation. (For exception see Section 116.841.) Using street names and numbers, labeling must proceed from left to right on each shelf, starting in the left corner of the bottom shelf, and ending at the right side of the top shelf. Any unused space should be in the upper right corner of the case. When a wing contains letter separations, label these separations as a continuation or lengthening of the same shelf on the letter case. Firm names may be used when practicable and more convenient.
- d. *Print Points of Delivery Under Separations.* Normally print two points of delivery under each separation. Be guided by average volume of mail for each address.
- e. *Identify Streets.* Separate the different streets with heavy vertical lines. Use colored case labels to identify different street names to assist carriers unfamiliar with the route in casing mail and learning and memorizing the delivery pattern. Print the street name or number near

the beginning of each block with characters larger than those for the individual addresses.

- f. *Signify Sections.* Use colored labels or symbols to signify the sections receiving only one delivery on a two trip route.
- g. *Number Relays or Loops on Labels.* Carrier cases must be labeled to identify relays, loops, or swings on the letter-case labels. Flat-case labels must indicate the exact delivery area covered by each separation and should correspond to relays or loops.
- h. *Label Cases Uniformly.* Label all cases at the main office and other delivery units uniformly.
- i. *Revise Labels When Adding Deliveries.* As additional deliveries are added to a route, the labels must be adjusted to fit these additions into the case in *exact delivery sequence*.
- j. *No Changes in Carrier Cases Without Approval.* When dividers or separators must be removed to provide additional space for delivery points having a consistently *high daily volume*, changes in the carrier's case can only be approved by the delivery unit manager and the case labels must be adjusted.
- k. *Use CLASS Carrier Case Labels.* CLASS carrier case labels should be used ordinarily when routes are newly established and when extensive route changes necessitate complete replacement of case labels. Submit Form 313, *Requisition for Printed Carrier Case Labels*, or the appropriate CLASS label requisition for CLASS labels to the designated label printing unit. An employee skilled in lettering, if approved by the District, may be used to prepare case labels if the time required is not excessive.

118 Satchel Carts

118.1 Assignment

Postmasters and unit managers are responsible for authorizing use of satchel carts on the routes. These carts are normally designed to carry two satchels. In reviewing requests for assignment of satchel carts, they are to consider the following factors:

- a. Relieve carriers primarily from physical burden of carrying heavy loads of mail.
- b. Give priority in assignment to carriers with physical impairments.
- c. Assign to carriers not having physical impairments only with the express understanding that street time will not increase as a direct result. When a carrier uses a cart, the 35-pound mail load limitation does not apply. The satchels on the cart are to be filled to capacity, both on the carry-out portion and at each relay point. When first assigning a cart to a route, also consider adjusting the number of relay points due to the greater carrying capacity of the cart.

118.2 Follow-Up

After assignments of satchel carts on city delivery routes, local management shall:

- a. Require carrier to use carts regularly, including day of inspection. Irregular use at the option of carrier is not permitted.
- b. Decide if cart will remain on route when a change in carrier assignment occurs. If a carrier with a physical impairment is reassigned to another route, continued need for the use of a cart must be evaluated.
- c. When street time has increased as a direct result of assignment of a cart, withdraw the cart immediately and reassign it to another carrier or report it as surplus.

12 Office Work Routine

121 Carrier Work Methods — Office

121.1 Casing Mail

121.11 Casing Systems

- a. On Non-Delivery Point Sequence (Non-DPS) Routes, there are three basic casing systems used for casing and preparing mail for delivery: One-Bundle, Two-Bundle, and Modified Two-Bundle. The system or systems that best meet the requirements of the unit should be used. However, for efficiency and economy, some degree of uniformity should be maintained. Use of the most advantageous system, including the proper use of all authorized equipment, is required.
- b. On Delivery Point Sequence (DPS) Routes, the proper use of all authorized equipment is required. The manager will select the most appropriate work method for each route from the following:
 - (1) Case residual letters in the same separations with vertically cased flat mail, pull down and carry as a single bundle.
 - (2) Case residual letter mail separately into delivery sequence order, pull down and carry as a composite (third) bundle.

121.12 Letter Mail Defined

Letter-size mail is defined as mail which can be routed into a 6-shelf letter case (Item 124D) between separators, vertically without bending or folding. The size of the mail is determined by the smallest vertical space between any two shelves. (See Handbook M-41, Section 922.41.)

121.13 General

Letter mail is normally cased vertically; flat mail is cased horizontally. Presequenced flat mailings will be treated as a third bundle or collated. Small parcels and rolls are sorted with flats when practical. Odd shaped articles

which cannot be cased are handled as separate pieces. Carriers are expected to sort mail to the proper separations correctly in one handling.

121.14 **Letter Mail**

To case letter mail, the carrier stands a few inches back from the center of the case where labels can be easily read and letter separations reached without moving the feet. The carrier picks up 2 or more inches of mail with the left hand. When the hand is raised letters are in the correct reading position. The carrier reads the essentials in the street lines to sort to the proper case separation. The addressee's name is read only when the street address triggers a recall of information involving a change of address, special instructions, etc.

121.15 **Presequenced Letter Mail and Address Cards**

When presequenced letter mail and address cards are authorized to be sorted, they should be worked into an empty case whenever possible unless this would delay preferential mail. The carrier holds presequenced letter mail in the left hand close to the separations being used. The right hand moves along the shelf placing the mail into the correct separations. It is closely followed by the left hand so motion is not wasted reaching for the next piece.

121.16 **Flats and SPRs**

When casing flats and small parcels and rolls (SPRs), the carrier stands directly in front of the flat case holding approximately 50 pieces (6 inches) in the left arm while distributing with the right hand. The carrier will not pick up pieces individually from the case ledge. Only the essentials in the street lines of the address are read. The addressee's name is read only when the street address triggers a recall of a change of address, special instructions, etc.

121.17 **Pulling Down Flats**

After all flats and SPRs have been cased, the carrier will pull, sequence, and strap out the contents of one flat separation at a time. The carrier sequences flat mail by pulling down the contents of a separation and placing them to one side of the case ledge. Next, the top flat is placed in the middle of the ledge and the remaining flats are arranged in sequence on both sides of the first flat in the shape of a fan. Cased small parcels and rolls are fitted into the bundle after sequencing is completed. Then the fan is closed into a stack. (The sequenced bundle of flats is not to be placed back into the flat separation, except when operating under the Expedited Preferential Mail (EPM) System, or collating as required under 121.18 below.) The bundle is strapped and/or trayed. When necessary, it is also identified to indicate the loop or relay.

121.18 **Collating Presequenced Mailings**

Instruct the carrier to follow the procedures outlined in 121.17, except place the sequenced flats back into the flat separations instead of strapping out. Next, obtain the presequenced bundle and set it on the case ledge; remove flats from flat separation and set them on case ledge beside the

presequenced bundle; merge or collate the two bundles; strap out the relay or swing, then repeat the above procedure for the next separation or swing.

121.2 **Special Instructions**

121.21 **Expedited Preferential Mail**

121.211 **Morning**

Carriers in delivery units operating under EPM procedures receive, sequence, and prepare mail using the same work methods as those in non-EPM delivery units. Generally, only preferential mail is cased in the morning while non-preferential mail is cased in the afternoon. However, when carriers receive incidental pieces of non-preferential mail mixed with preferential mail these pieces must be cased with the preferential mail.

121.212 **Afternoon**

In the afternoon, all available non-preferential mail should be at the carriers' cases prior to the carriers' return from the street. This mail includes flats, letters, and SPRs. In addition to casing this mail, the non-preferential flat mail is sequenced and placed back into the separation. These flats are not strapped out or trayed until the following morning. The next morning the preferential flats will be sorted and collated with those sequenced previously.

121.22 **Multi-Receptacle Delivery**

121.221 **Definition**

Multiple-receptacle delivery points are those having a number of individual *locked* receptacles located at a single delivery point. Examples include: apartment house receptacles (vertical and horizontal), and neighborhood delivery and collection boxes (NDCBUs).

121.222 **Mailroom or VIM Installations**

Carriers serving rear loading boxes in mailroom or VIM installations should receive mail segmented for these locations. Segmentations should be prepared to allow the carrier to serve as many separations in a section as practical while standing in one location. This is essentially the procedure used to put up box mail.

121.223 **Mail Having Incomplete Address**

Carriers are expected to use their knowledge of a route to effect delivery of mail having an incomplete address. Where current locators are available in apartment lobbies in compliance with Publication 17, *Apartment House Mail Receptacles, Regulations and Manufacturing Standards* (Section D, paragraph 1), carriers may refer to such directories to complete delivery of mail without apartment numbers.

Note: Carriers are not permitted to maintain apartment directories; however, *with approval of the delivery unit manager*, they may use a list furnished by a building manager. Under these circumstances carriers may cross off removals from such lists; but they will not be permitted to make any *additions, address corrections, or other changes*.

121.3 Pulling Down Cased Mail**121.31 Foot Routes****121.311 Flats**

Ordinarily, flat mail is pulled down, sequenced, and strapped out before letter-size mail. Relay sacks are packed first while the satchel is packed last. Under delivery point sequencing if the method selected for the residual letters is to case these letters with the vertical flats the letters and flats are pulled down and strapped out at the same time.

121.312 Letters

After all flats have been strapped out, letter-size mail is pulled down. Letter mail is pulled one relay at a time. Carriers must prepare their relays so that relay carriers can meet their scheduled departure times. The carryout or satchel mail must be pulled last. Within each relay the carrier begins by pulling the mail for the first delivery point, and continues pulling each separation of the entire relay in the sequence in which it will be delivered.

121.313 Preparing Relays

Normally, carriers on foot routes will put down, sequence, and strap out flats before pulling down letters. However, carriers may be instructed to pull the flats and then the letters for the same relay to avoid rehandling the relay sacks. When a foot carrier prepares relays there should be sufficient sacks on hand. After properly labeling an empty sack the carrier inserts the bundles of flats and letters plus any uncased SPRs or merchandise samples. When a sack has been loaded with all the mail for the particular relay, the label is checked and the sack is closed. The completed relays are then placed in a designated location. Loaded relay sacks must never exceed 70 pounds in weight.

121.314 Loading the Carrier Satchel

Carriers must use a satchel when delivering mail on foot, except for authorized dismount deliveries. Carriers are expected to load the satchel with up to 35 pounds of mail. The weight of the satchel is not included in the 35 pounds.

- a. *Carriers Using a Single Satchel.* The first mail to be delivered is loaded into the satchel. Letter bundles are placed in the bottom of the satchel in the reverse order of delivery. The carriers then stands the flats on edge with the addresses faced so they can be easily read when carrying the satchel. SPRs and samples that were not strapped out with the flats are then placed in the satchel.
- b. *Carriers Using a Double Satchel.* Carriers have the option of wearing the Double Satchel in several configurations, according to their needs and the needs of the route. It can be used as a single or double pouch, with or without the shoulder strap(s) and waist belt. When using a configuration with the waist belt, the satchel is put on first and then loaded with mail. Carriers should use their discretion in arranging mail in the Double Satchel to ensure the most efficient methods and comfortable weight distribution.

121.32 **Park and Loop and Drive-Out Routes**

Flats and letters are pulled down and strapped out using the same procedures as foot routes. As the mail for each loop is pulled down and strapped out, it is placed into trays or other containers. If using a single satchel, carriers load the mail for the first loop into the satchel before leaving the office. If using the Double Satchel in a configuration with the waist belt, carriers load mail into the satchel at the first delivery point. The carrier is expected to load the satchel with up to 35 pounds of mail.

121.33 **Curblin Routes**

Curblin carriers pull down using the same work methods outlined for foot routes; but they must place letter and flat mail in delivery sequence in trays without strapping out. Carriers on curblin routes will normally handle presequenced letter and flat mailings as separate bundles, unless the delivery unit manager authorized the casing and/or collating of the mailings.

122 **Scheduling Carriers**

122.1 **Establishing Schedules**

122.11 Consider the following factors in establishing schedules:

- a. Schedule carriers to report before 6 a.m. only when absolutely necessary.
- b. Fix schedules to coincide with receipt and dispatch of mail. At least 80 percent of the carriers' daily mail to be cased should be on or at their cases when they report for work.
- c. Schedule carriers by groups. Form groups of carriers who make the same number of delivery trips and whose office time is approximately the same.
- d. Generally, schedule carriers of the same group to begin, leave, return, and end at the same time.
- e. Schedule so that delivery to customers should be approximately the same time each day.
- f. Make a permanent schedule change when it is apparent that one or more days' mail volume varies to where it is causing late leaving.
- g. Schedule carriers' nonwork days in accordance with the *National Agreement*.

122.12 Post all schedules and keep them up to date.

122.2 **Carriers' Leaving Schedules**

122.21 **Establishing Leaving Schedule**

The leaving time for the carrier is determined by the following:

- a. *Workload*. The normal workload for the route;
- b. *Availability of Mail*. The time all the mail for the same day's delivery is available;

- c. *Necessary Office Time*. Time required to case this mail, withdraw, tray or strap out mail, obtain parcel post, and complete other required office duties; and
- d. *Business Hours*. Normal community business hours.

122.22 **Maintaining Leaving Schedule**

Carriers must be trained and motivated to complete their office work so that they may leave the office on time each day. The delivery unit manager must be aware of and record the daily workload for each route, and:

- a. Provide assistance where necessary for carriers to meet scheduled leaving times;
- b. Recognize when a judicious use of curtailment of non-preferential mails is appropriate; and
- c. Use carrier late leaving reports to help determine performance efficiency and also to indicate possible training needs. Delivery managers at all levels must take positive steps to instill every employee with a sense of importance in the daily need to maintain schedules and perform all assigned duties within the allocated time.

122.3 **Authorizing Overtime and Auxiliary Assistance**

122.31 Before overtime or auxiliary assistance is authorized, determine whether:

- a. Carrier can complete delivery within scheduled time.
- b. Leveling the daily workload can be achieved by observing provisions in Section 612, *Postal Operations Manual*.

122.32 When relief is essential, use the following criteria (not necessarily in the order listed) in determining the most economical manner in providing it:

- a. Use overtime when it would be more economical than providing auxiliary assistance. Consider time in traveling to and from the route, drive-out cost or carfare cost, availability of replacements, delivery time, and conservation of fuel.
- b. Use auxiliary street assistance in the field when it would be more economical than using overtime or providing assistance in office and/or there is no replacement available who is proficient in casing mail. Before authorizing street assistance, consider impact of use of additional fuel.
- c. Use auxiliary assistance in the office when it would be more economical than using overtime or providing auxiliary assistance in the field. The following must also be considered:
 - (1) The replacement must have fair knowledge of the route and be able to case mail with reasonable proficiency.
 - (2) The replacement is employed in casing mail at a time when the regular is not in the office or on duty or where a separate case for flats and papers is available and the replacement would not interfere with the regular. Managers must instruct employees performing casing assistance not to load letter separations with

large pieces and flats that would impair sorting additional letter mail.

- d. Keep up to date a list of replacements most familiar with individual routes. Delivery services managers must use good judgment in determining the most efficient and economical methods of assigning overtime or assistance on high volume days to maintain normal delivery schedules.

122.33 The employee, upon request, will be provided a Form 3996, *Carrier - Auxiliary Control*, after the supervisor has been verbally informed as to the reason for the request. The employee shall not be denied the form and, upon request, a duplicate of the completed form will be provided the employee.

123 Providing Relay Service

123.1 General

123.11 When mail for a delivery trip weighs more than 35 pounds, make relays to one or more suitable collection or relay boxes appropriately located on the route. When a carrier uses a cart, the 35-pound limitation does not apply for the carry-out and/or any relays. Relays may also be made to safe points within office buildings or stores when agreeable to the owners or their representatives. Mail not deposited inside of relay or collection boxes must be placed in sacks locked with padlocks.

123.12 Determine service needs on a day-to-day basis at each unit and take the following actions:

- a. Schedule relay carrier to report at delivery unit not earlier than 10 minutes after scheduled leaving time of the foot carriers, to avoid excessive office time.
- b. Insist that all carriers prepare relays before their carry-out mail and prior to scheduled leaving time, to avoid delay to relay carrier resulting in some carriers having to wait for relays.
- c. Require all carriers to sack and label relays. The labels should show the location of the relay and the number of the foot route. It may also contain the number of the relay in order of relay delivery.
- d. If space permits, have carriers place relays on a designated conveyance on the workroom floor rather than leave them in the aisles, around or under their cases.
- e. Require carriers to include all mail in relays, except registered.
- f. Use existing service as far as possible in making relays, including interstation service, Motor Vehicle Service (MVS), motorized and parcel post carriers, collectors, and rural carriers if the mileage of the rural carrier is not increased. Make relays by part-time flexibles when other services are inadequate.

123.2 Weighing Relays

Managers must weigh relays as needed but not less than once annually to determine that only warranted relays are being made. If the unit manager

feels it is necessary, he or she should periodically check to determine if all relays are warranted.

123.3 **Testing**

- 123.31 To conduct a test showing relays prepared and delivered:
- a. Require each foot carrier to complete a form for 2 or more days showing location of each relay point and the time the carrier picks up the mail from each point. (Use Form 1627, *General Purpose Ruled Form*. See exhibit 123.31a.)
 - b. Require each relay carrier to complete a form for the same period showing the location of each relay point, the number of sacks placed at each point for each route, and the time. (Use Form 1627, exhibit 123.31b.)
- 123.32 Enter opposite each relay location on the relay sheet the earliest time the foot carrier tapped the box. Circle entries where carriers waited for relays or where tolerance between time of deposit by relay carrier and time of arrival by foot carrier is small and could result in the foot carrier waiting for relays on some days.

123.4 **Determining Need for Relay Points**

- 123.41 A collection box can be used after determining the number of warranted relays per foot route needed daily for the mail volume weighing in excess of 35 pounds.
- 123.42 Establish the most suitable location(s) on the route for depositing relayed mail. Install a collection box at the relay point where mail volume and public convenience warrant.
- 123.43 Assure that a collection box will accommodate both collection mail and all relay mail.
- 123.44 Consider the installation of a relay box where:
- a. Requirements for a collection box are not met;
 - b. A collection box will not accommodate the relays at a particular location;
 - c. There is a need for the storage of satchel carts; and
 - d. Where required at strategic locations along shuttle and arterial collection runs for exchange of mail.

Exhibit 123.31a
Form 1627

DAY <i>Tuesday</i>	DATE <i>Feb. 12, 1980</i>	ROUTE <i>1309</i>
-----------------------	------------------------------	----------------------

	Relay Location	Time Arriving at Relay Point					
		1	2				
1	<i>East 41st & 8th Ave.</i>	<i>10:00</i>	<i>12:30</i>				
2	<i>East 47th & 10th Ave.</i>	<i>11:00</i>					
3	<i>East 52nd & 8th Ave.</i>	<i>1:15</i>					

Day <i>Tuesday</i>	Date <i>Feb. 12, 1980</i>	Route No. <i>1358</i>
	Time Arriving at Relay Point	
1	<i>East 4th Ave & 36th St.</i>	<i>10:10</i>
2	<i>East 8th Ave. & 38th St.</i>	<i>11:45</i>
3	<i>East 6th Ave. & 44th St.</i>	<i>1:45</i>

Charles M Hughes
Superintendent of Mails

PS Form 1627
Oct. 1972

124 **Parking Area**

124.1 **Assign Spaces to USPS Vehicles**

Whenever possible, USPS vehicles will be parked near the dock in specifically assigned spaces which are identified by individual route numbers.

124.2 **Priorities for Parking Area Access**

When the delivery unit's parking area is too small to accommodate all USPS-owned vehicles, USPS-leased vehicles, and employee drive-out vehicles, the following priorities will be observed in assigning spaces:

- a. USPS-owned vehicles.
- b. USPS-leased vehicles.
- c. Employee drive-out vehicles.

124.3 **Limitation on Employee Parking**

Employees' personal vehicles must not be permitted to park anywhere that they could interfere with official vehicle operations or designated customer parking.

125 **Carrier Work Methods — Street**

125.1 **Loading Carrier Vehicles**

The carrier should take all mail for delivery to the vehicle at the same time using a hamper or other assigned conveyance. Avoid extra trips to the vehicle unless they are absolutely necessary due to the quantity of mail. After clocking onto street time, carriers should proceed directly to their vehicles and load the mail in an orderly fashion. When loading the vehicle, parcels must be arranged in delivery sequence where they will be convenient to the carrier. On curblines, the working trays of letter and flat mail should be placed on the vehicle's working shelf with the addresses faced so the carrier can easily read them. Flat mail is placed to the right of the letter mail. On park and loop routes, trayed letters and flats must be placed in a sequential order so that the carrier can quickly identify the mail for each loop. After loading the carrier must take empty equipment and parcels missorted to the route to a location designated by the delivery unit manager.

125.2 **Loading Times**

125.21 **General**

Where a motorized delivery unit does not have a ramp and loading times have been assigned to reduce congestion, carriers should be required to observe their assigned loading times.

125.22 **Daily Supervision**

Delivery unit managers must supervise loading area activities daily to prevent operational delays.

125.23 Load at Assigned Space

Where a dock has a ramp, vehicles should be loaded at their assigned parking spaces. When loading at the dock is necessary, the unit manager must stagger loading to avoid lost waiting time.

125.24 Transport Mail to Vehicles

Mail for curblines or park and loop routes must be placed in hampers or other suitable conveyances for transporting to the loading point.

125.25 Sequence Parcels When Loading

While loading parcels into the vehicle, carriers are to arrange them in the sequence of delivery. Instruct carriers to place missorted, missent, or undeliverable as addressed parcels and empty equipment in a specific safe location, either on the dock or in another readily accessible location, which will not require them to return to their casing area.

125.3 Authorized Lines of Travel

Carriers are required to follow their authorized lines of travel at all times. On motorized routes this includes travel to and from: the route, authorized lunch locations, break locations, refueling locations, collection boxes, and on the route.

Note: Managers may analyze vehicle travel by comparing the mileage used daily with the authorized mileage.

125.4 Carrier Satchel**125.41 Required Use**

Carriers must use a satchel when delivering mail on foot, other than for authorized dismount deliveries. Carriers using the Double Satchel may wear it as a single or double pouch, with or without the shoulder strap(s) and waist belt, according to the needs of the carrier and the route.

125.42 Loading the Satchel

The satchel is loaded with all the letter, flat, and SPR mail for a loop or relay to minimize the trips to the replenishment point, except when this would require carrying more than 35 pounds of mail. When using the Double Satchel in a configuration with the waist belt, the satchel must be put on first and then loaded with mail. Carriers should use their discretion in arranging mail in the Double Satchel to ensure the most efficient methods and conformable weight distribution.

125.5 Park in Designated Location

On a park and loop route, the carrier must park the vehicle in the locations the unit manager has designated. After parking, the carrier must perform delivery as on a foot route, except for delivery of parcels.

125.6 Finger Mail

Carriers shall finger mail *except* when driving or when walking up or down steps or curbs, when crossing streets, or when this would create a safety hazard to themselves or the public.

125.7 Parcel Delivery

Carriers ordinarily must deliver parcels at the same time other mail is delivered since separate delivery of parcels would necessitate traveling the route twice. However, if parcels cannot be carried with other mail in the shoulder satchel, or satchel cart where authorized, instruct the carrier regarding delivery of parcels using one of the methods outlined below:

- a. *Parcels Too Heavy or Large for Satchel.* Bypass the stop until the loop is completed, then drive to the delivery point to deliver the parcel and other mail at the same time. Use this method when the mailer or addressee has authorized the carrier to leave the parcel.
- b. *Delivery of Parcel After Completing Loop.* The carrier may park in the usual location and deliver the letter and flat mail first. However, when delivering the letters determine if the parcel is deliverable. If no one is available to receive the parcel but the carrier knows that someone is usually available, the carrier does not leave Form 3849, *Delivery Notice/Reminder/Receipt*. The parcel is returned to the office for a second attempt on the next delivery day. In this situation, a notice is left if the parcel cannot be delivered after the second attempt. If no one is available to receive the parcel and the carrier knows that no one is usually available, the carrier completes and leaves Form 3849 after the first attempt and returns the parcel to the delivery unit. If the carrier does not know if someone is usually available to receive parcels, a notice is left after the first attempt.

125.8 Curblin Delivery**125.81 Serve Boxes from Vehicle**

On a curblin delivery route, the carrier must serve the mailbox without leaving the vehicle, except to collect postage dues, obtain payment or signature for special services mail, to deliver parcel post too large for the box, or to serve a box temporarily blocked.

125.82 Maintain Orderly Cargo Area

Motorized delivery carriers must maintain the cargo area of their vehicle in an orderly fashion to permit rapid identification of mail to be delivered.

125.9 Collection of Mail**125.91 Private Receptacles**

Carriers must collect mail placed adjacent to, in, or on private mail receptacles when delivery is made to that particular delivery point. Carriers must always collect mail from curblin boxes they pass on their routes when the signal flag is raised. After collecting, the carrier will lower the signal flag

whether mail has been delivered or not. Carriers will not raise the flag at any time nor operate any other signal device.

125.92 **Collection Boxes**

Carriers will collect mail from designated collection boxes as scheduled.

125.93 **Barcode or Similar* Tracking Systems**

Local management may select among the approved barcode or similar tracking systems, to affix a barcode or component of a similar tracking system, to any number of collection points for use in the review of collection services. Carriers will scan barcode labels affixed at collection points with barcode reading devices, or utilize the scanner of a similar tracking system, assigned to them for that purpose.

* Similar Tracking System in general refers to any number of different data collection systems available in the market place as long as they collect similar information in the same general manner as the barcode system. Examples: scanner wand, buttons, etc.

126 **Office Work While Carrier Is on Route**

126.1 **Review of Work Area**

126.11 Review the carrier work area after carriers are on the street. Spot check carrier cases daily to make certain no mail is lodged behind or under the shelves.

126.12 Verify the type and amount of mail curtailed to see if it agrees with that shown on Forms 1571, *Undelivered Mail Report*, and 3921, *Daily Delivery Unit Volume Recording Worksheet*. (A simple system is to measure in linear feet and inches the amount of mail curtailed and multiply by the number of pieces per foot per class of mail; 225 pieces per foot for average letter-size circulars, 115 pieces per foot for average flat circulars, and 1,200 pieces per foot for average post card circulars.) (See Handbook M-32, *Management Operating Data System for MOD 1 Offices*.)

126.13 Examine carrier throwback case (see exhibit 126.13) to be sure mail has been processed properly.

126.14 Examine carrier work area for safety and/or health hazards.

126.15 Review any Forms 1639, *Carrier's Report of Recurring Missorted Mail*, and send to appropriate mail processing manager.

126.2 **Analysis of Curtailed Mail**

Report to the appropriate manager the total amount of curtailed mail recorded by carriers on Form 1571 (see exhibit 126.2). Include in this report mail not delivered by the carriers and returned to the office.

Exhibit 126.13

Typical Labeling Pattern Carrier Throwback Case Item 129

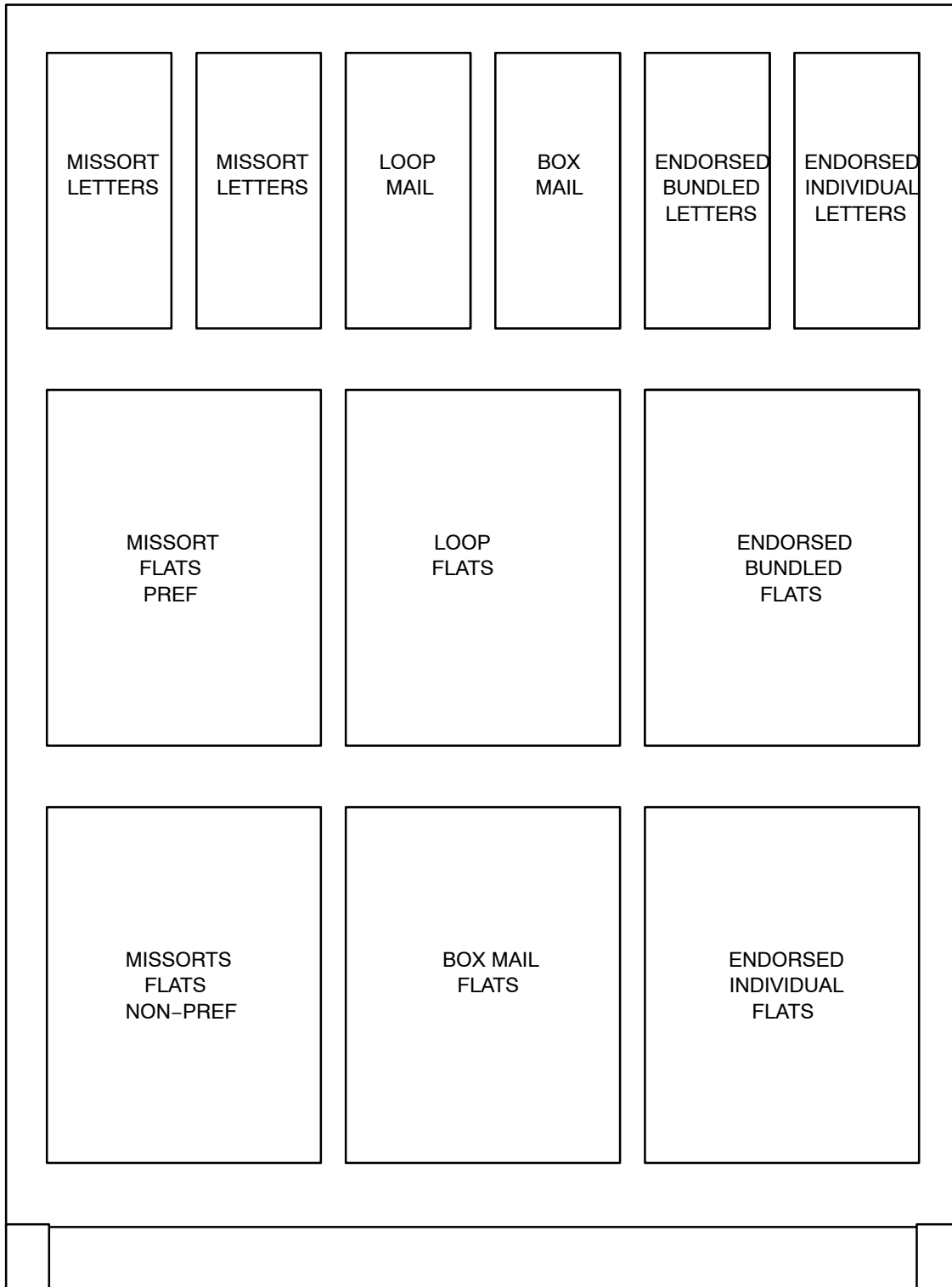


Exhibit 126.2

Analysis of Curtailed Mail (From Form 1571)

POST OFFICE <i>Hometown</i>		DELIVERY UNIT <i>Lakes Station</i>						PERIOD FROM <i>1/7/80</i> TO <i>2/5/80</i>					
ANALYSIS OF CURTAILED MAIL (FROM FORM 1571)													
Route No.	1	2	3	4	5	6	7	8	9	10	11	12	
DATE DAY	Pcs.	Pcs.	Pcs.	Pcs.	Pcs.	Pcs.	Pcs.	Pcs.	Pcs.	Pcs.	Pcs.	Pcs.	Pcs.
1/7 M													
1/8 T *	250 50	180 25	300 100	200 200			100 200	280 300	250 140	200 100	260 300	200 180	
1/9 W	210 60												
1/10 Th	300 40		210		150 60								
1/11 F	240 100						150						
1/12 S													
1/14 M				Holiday									
1/15 T *	290 120	200	310 210	260 150	260 150	200 100	210	100	200	250	200 200	520 100	
1/16 W	340 110		120 100										
1/17 Th	310 110					100		120		210			
1/18 F	270 90				120 100		120						
1/19 S													
1/21 M													
1/22 T *	300 100	220 40	300 200	300 50	250		270 200	230	260 180	300 200	70	200	
1/23 W	260 150			100									
1/24 Th	240												
1/25 F	210 30	200											
1/26 S													
1/28 M													
1/29 T *	150 100	300	210 100	240 60	210	100 140	180		100			200	
1/30 W	210 150												
1/31 Th	220 150	200 40											
2/1 F	300 30		300 160		150 20								
2/2 S													
2/4 M													
2/5 T *	400 100	410 140	290 200	310 200	300 150	200 100	210 100	400 200	420 300	500 60	500 100	200 60	
Letter Size		↔		Other Size									
Circle in red when 1st. class or newspapers were curtailed.													
* Curtailed mail on Tues. indicates distribution not current on weekends. Rt. 1 regularly curtails mail - check P.M. office, Forms 3997, 1813, etc.													

PS Form Oct. 1972 **1627**

126.3 **Record of Carrier Work Hours, Absences, Replacements, and Overtime**

Complete PS Form 3997, *Unit Daily Record*, as per instructions on the form or electronic equivalent from a nationally approved computer system that provides equivalent information. (See exhibit 126.3.) Prepare PS Form 3997 several days in advance. Since scheduled absences and scheduled replacements are known, add only the unscheduled absences and their unscheduled replacements.

Exhibit 126.3
Form 3997, Unit Daily Record

United States Postal Service Unit Daily Record																		
1. City <i>Anytown</i>					2. Day <i>Tuesday</i>			3. Date <i>5/26/96</i>			4. A/P (Day) <i>11</i>		5. A/P <i>9</i>					
6. Delivery Unit <i>Lakes Station</i>					7. ZIP + 4 <i>20260-2802</i>			8. Prepared By <i>B Molloy</i>										
Route	Section I					Section II												
	Regularly Assigned				Assigned Today			Route Overtime		Total Work Hours	Leave			Assignments	Name	Hours Worked Weekly		
	Regular Work Hours	Annual Leave	Sick Leave	Other	Name	Regular Work Hours	Replacement	Other	Annual		Sick	Other	Regular			Overtime	Total	
(a)	(b)	(c)	(d)	(e)	(f)	(g)	(h)	(i)	(j)	(k)	(l)	(m)	(n)	(o)	(p)	(q)	(r)	
6001				<i>7.5</i> 8.00	<i>Knoll (RU)</i>	8.00			8.00					6001	<i>Knoll (utility)</i>	8.00		24.00
6002		8.00			<i>Lewis (RU)</i>	8.00			8.00					6002	<i>Lewis (utility)</i>	8.00		16.00
6003	8.00					8.00		<i>.25</i>	8.25					<i>c-1</i> 6001	<i>Gully (utility)</i>	8.00		24.00
6004	8.00					8.00			8.00					<i>c-2</i>	<i>Colatrella (PTF)</i>	3.00		13.16
6005	4.00			<i>PD</i> 4.00	<i>Gully (R)</i>		4.00		8.00						<i>Coman (PTF)</i>	16.00		22.75
	20.00				<i>Sub-Total</i>	16.00	4.00	<i>.25</i>	40.25									
					<i>Collections</i>													
<i>C-1</i>					<i>Gully (R)</i>				4.00									
<i>C-1</i>					<i>Colatrella (PTF)</i>	.75			.75									
					<i>Sub-Total</i>	.75	4.00		4.75									
	20.00				<i>Total Del. & Coll.</i>	16.75	8.00	<i>.25</i>	45.00									
					<i>Clerical</i>													
<i>Windows</i>					<i>Spates</i>	8.00			8.00									
<i>Mail Processing</i>					<i>Coman (PTF)</i>	4.00			4.00									
<i>PO Box</i>					<i>Coman (PTF)</i>	2.75			2.75									
<i>Other</i>					<i>Colatrella (PTF)</i>	2.25			2.25									
					<i>Total Clerical</i>	17.00			17.00									
Remarks <i>Route 6003 - Delayed due to flat tire.</i>																		

PS Form 3997, November 1997

126.4 Report of Late Leaving and Returning

- 126.41 At non-PSDS offices, the delivery unit manager has the responsibility for preparing Form 1813, *Late Leaving and Returning Report — First Carrier Delivery Trip*. The reason for late leaving and late returning must be indicated on the report. (See exhibit 126.41.)
- 126.42 In offices using the PSDS system, managers must review the *Daily Carrier Report Printout* and note those carriers who left late. Circle the BS or *Beginning Street* and note the reason for late leaving in the right margin. Do the same for RS or *Return Street*. The reasons for late leaving and/or late returning are to be determined by the unit manager and used as judgment factors when preparing an *Analysis of Late Leaving and/or Late Returning* on Form 1627 (see exhibit 126.42). Assure that all clock rings are accurate because their carrier report could be selected as a basis for completing the Form 1840-B, *Carrier Time Card Analysis*. Retain the carrier report printout in the delivery unit for 1 year.

Exhibit 126.41

Form 1813, Late Leaving and Returning Report — First Carrier Delivery Trip

United States Postal Service Late Leaving and Returning Report - First Carrier Delivery Trip													
Post Office, Delivery Unit, & ZIP Code <i>Bayview Station 20260-2802</i>										Date <i>May 19, 1996</i>			
Complete daily on a foot carrier leaving more than 10 minutes before or after scheduled leaving time, or returns more than 15 minutes before or after scheduled returning time. Also, complete daily when any motorized carrier who is not required to deliver relays leaves more than 20 minutes before or after scheduled leaving time or returns more than 15 minutes before or after scheduled returning time. In any case, even if early or late leaving or returning is approved in advance, the scheduled leaving and returning times entered on this form must be those shown on the most recently approved PS Form 1564-A, <i>Delivery Instructions</i> , not the temporarily approved leaving or returning times. (See 126.4 and 127.e, Handbook M-39, <i>Management of Delivery Services</i> .)													
Route No.	Leaving Time		Time in Excess of 10-minute Leeway or 20 Minute Leeway	Reason	Author-ized Street time	Street Auxiliary + Provided - Received	Returning Time		Time in Excess of 15-minute Leeway	Reason			
	Sched-uled	Actual					Author-ized	Adjusted Return			Actual		
6001	9:05	9:25	:20	Reported late	5:45		14:50	15:10	15:22				
6002	9:15	9:10			5:36		14:51	14:46	15:25	.59	Flat tire		
6003	8:45	9:20	:35	Then PTA on route	5:42	-1:00	14:27	14:02	14:40	.58	Then PTA on route		
6004	8:50	9:05	:15	Apartment route let day back after AA	5:51		14:41	15:06	15:10				
6005	9:10	9:05			5:47	+1:00	14:57	15:22	16:14	.22	Traffic problems on way to auxiliary		
										Yes <input checked="" type="checkbox"/> No <input type="checkbox"/> Were all First-Class, daily papers, "news", and second-class mail on hand due to connect with first delivery taken out by carriers? (If "NO", attach a statement explaining failure)			
										Unit Manager Signature <i>S. Gallo</i>			
PS Form 1813, November 1997													

Exhibit 126.42

Analysis of Late Leaving (From Form 1813 or PSDS Printout)

POST OFFICE		DELIVERY UNIT										PERIOD	
Hometown		Lakes Station										FROM 1/7/80 TO 2/2/80	
Analysis of Late Leaving (From Form 1813 or PSDS Printout)													
Sched. Leav.	Time	830	830	830	830	830	845	845	845	845	850	850	
Route	No.	1	2	3	4	5	6	7	8	9	10	11	
1/7	M	847	-	857	-	-	-	847	-	848	-	853	
1/8	T	848	-	848	-	-	-	850	-	850	-	856	
1/9	W	850	-	845	-	-	-	852	-	853	-	-	
1/10	Th	-	-	842	-	-	-	848	-	858	-	-	
1/11	F	850	843	841	842	842	*948	846	850	9-	*915	901	
1/12	S	-	-	-	-	-	-	847	-	-	-	-	
1/14	M	-	-	-	-	-	-	850	846	852	-	-	
1/15	T	841	-	844	841	-	-	852	-	854	-	853	
1/16	W	842	-	-	-	-	-	-	-	856	-	852	
1/17	Th	845	-	-	-	-	-	-	-	-	-	-	
1/18	F	848	848	842	845	847	848	847	948	858	854	859	
1/19	S	-	-	-	-	-	847	851	-	-	-	-	
1/21	M	-	-	-	-	-	-	9-	-	857	-	-	
1/22	T	-	-	-	-	838	-	846	-	846	851	859	
1/23	W	850	-	-	-	-	-	847	-	847	851	-	
1/24	Th	845	-	-	836	-	-	-	-	850	-	-	
1/25	F	845	843	845	-	846	847	849	-	-	*850	*925	
1/26	S	-	-	-	-	-	-	846	-	-	-	-	
1/28	M	851	-	841	-	-	-	850	-	855	-	-	
1/29	T	848	-	830	-	843	-	853	-	901	-	-	
1/30	W	-	-	-	-	-	-	851	-	848	-	-	
1/31	Th	-	-	-	846	-	-	-	-	852	-	-	
2/1	F	835	843	841	-	852	846	848	-	853	*940	-	
2/2	S	-	-	-	-	-	-	849	-	-	*9-	-	

* Part-time Flexible.

Excessive late leaving on routes 1, 3, 7, and 9.
Excessive late leaving on Fridays.

J. Payne
Asst. Station Supt.

126.5 Review of Carrier Cases and Work Area

The better organized a carrier unit manager is the more he or she will accomplish. One aid in keeping the carrier work area in proper order is a checklist developed to meet local conditions and situations, modified as needed, and from which a few carrier cases can be reviewed each week. (See exhibit 126.5.) The following are representative of some of the items that should be checked periodically:

- a. Are case labels legible and complete?
- b. Is carrier's route book satisfactory? Look for entry legibility and completeness. On Form 1564-A, *Delivery Instructions*:
 - (1) Has the carrier filled in all the necessary information? Are the relay boxes and street letter and mail chute boxes listed in order of collection? On a park and loop route, has the carrier shown the locations of park and loop stops rather than the locations of relay boxes?
 - (2) Has the carrier entered information such as line of travel to reach the beginning of the route, line of travel to reach the lunch place, return to next delivery location, and return to office?

Note: Authorized lunch periods, travel, and locations where the carrier is authorized to leave the route are recorded on Form 1564-A by the carrier when the USPS provides reimbursement or transportation to and from lunch places. In all cases travel time to and from the lunch place will be charged to the lunch period. Enter on the reverse of Form 1564-A any deviation for lunch by carrier technician or other regularly scheduled replacement. The carrier has the option of selecting up to three locations for lunch. When authorizing lunch places, give consideration to reasonableness of location from the standpoint of suitable eating places, and in particular to the reasonableness of the distance from the route to the eating place and back to the route. If at all possible, the authorized lunch stops should be on the line of travel. When practical, avoid having groups of carriers congregate at one location.

- (3) Have approved approximate locations for street break periods been entered on Form 1564-A? Street break locations should also be entered on route maps. (Indicate sequence; i.e., after swing 2, etc.)

Exhibit 126.5
Review of Carrier Cases and Work Area

POST OFFICE <i>HOMETOWN</i>				DELIVERY UNIT <i>PALM VILLAGE STA</i>				PERIOD <i>FROM: 1-1-80 to 1-31-80</i>			
REVIEW OF CARRIER CASES AND WORK AREA											
Date	Route	1	2	3	4	5	6	7	8		
		Case Labels	Form 1564A	Route Map	Form 1564B	Form 1621	Form 5982	Form 5975	Work Area		
1-1	9	O.K.	O.K.	O.K.	O.K.	O.K.	O.K.	O.K.	O.K.	dirty	
1-1	17	Relays not marked	no lunch location	O.K.	O.K.	O.K.	O.K.	O.K.	O.K.	Empty equip.	carrier will correct on undertime days by 1-31-80
1-2	12	O.K.	obsolete new carrier		O.K.	O.K.	O.K.	3 not entered	O.K.		Column 1 - Form 313 to printing unit 1-4-80
1-2	19	Poor	O.K.	No Map	O.K.	O.K.	O.K.	O.K.	O.K.	dirty	
Etc.											

- c. Are the Forms 3982, *Changes of Address*, being maintained as instructed in Handbook M-41?
- d. Is the carrier maintaining Forms 1564-A; 1564-B, *Special Orders*; and Form 1621, *Delivery Management Report*?
- e. Are there any Forms 3575, *Change of Address Order*, in or on the carrier case that should have been processed by the carrier? If so, why weren't they processed?
- f. Is the work area clean of trash, and have all empty sacks and other equipment been placed in their proper location?

127 Office Work When Carriers Return From Route

The carrier unit managers must observe and direct carrier activity when carriers return from the route. Observe such things as:

- a. See that carriers promptly clock in on return to office.
- b. Note any excessive undertime as determined from the posted returning schedule.
- c. See that clerks are available to check in accountable items as efficiently and promptly as possible.
- d. When carriers have ended their tour of duty, review the carrier work areas for curtailed mail not reported on Form 1571.
- e. Complete PS Form 1813, *Late Leaving and Returning Report — First Carrier Delivery Trip*, and PS Form 3997 or electronic equivalent from a nationally approved computer system that provides equivalent information.
- f. Assign work to carriers who are undertime.
- g. Assure that all vehicle repair tags are reported to the vehicle maintenance facility or maintenance contractor, as appropriate.
- h. Review Form 3996, *Carrier - Auxiliary Control*, as it relates to time authorized and time used.
- i. Review Form 4570, *Vehicle Time Record*, or PSDS Report No. 4, *Vehicle Utilization*, and the tachograph chart, where used, to assure that mileage traveled does not exceed authorized mileage for the route. In this connection:
 - (1) Compare actual daily mileage driven to the authorized mileage shown on current Form 3999, *Inspection of Letter Carrier Route*, and 3999-B, *Inspection of Collection Route*.
 - (2) Where unreasonable deviations are found, determine cause and take necessary corrective action.
- j. Make sure all carriers have returned their data collection devices to the appropriate cradles and information has been downloaded.

128 Operations Analysis

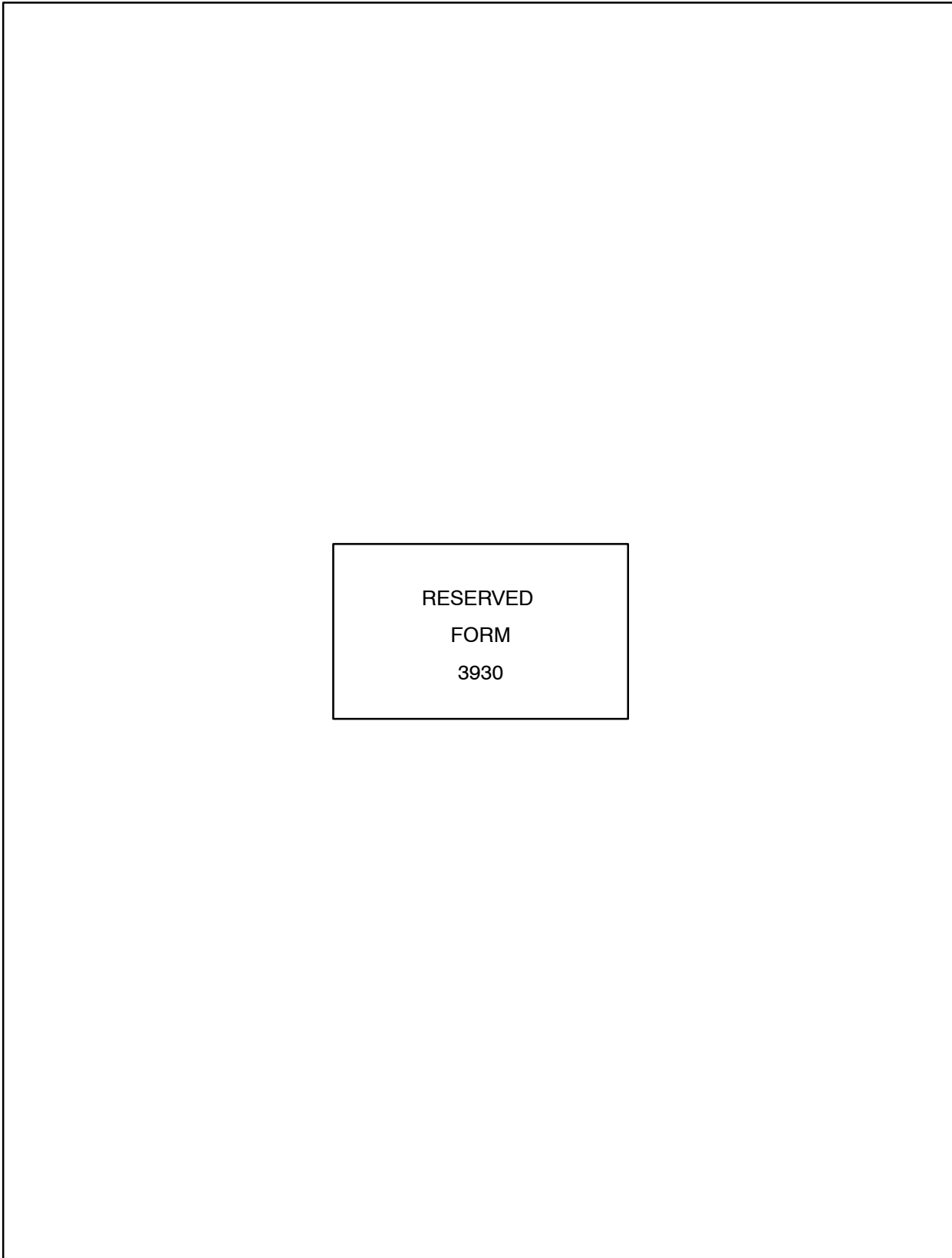
128.1 Preparing Form 3930

Delivery unit managers or designees must prepare Form 3930, *Operations Analysis* (exhibit 128.1).

128.2 Source Documents for Form 3930

- 128.21 Two of the source documents for the accurate completion and analysis of Form 3930 are the Edit Book and/or Form 1621 (see exhibit 128.21). It is mandatory that delivery unit managers strictly supervise the completion of these documents to ensure accuracy. Refer to the three previous accounting periods, covering *New Deliveries Added or Deducted From Route*, to be sure entries have not been duplicated. Unless the recording of the *Total Possible Deliveries* is accurate and kept accurate throughout each accounting period, the integrity of the information on the Form 3930, *Operations Analysis*, is seriously impaired.
- 128.22 To assist in the accuracy of the Edit Book and/or Form 1621, a definition of a possible delivery is a physical location on the letter carrier's route where mail may be delivered. Although more than one family or business receives mail in a single receptacle or at a designated mail receiving point for bulk delivery (such as to the management of trailer courts, hotels, motels, etc.) this does not change the definition of possible deliveries. Accordingly, one possible delivery would be recorded under such conditions. Any vacant residences, stores, or offices as well as those that receive mail through post office boxes are to be considered as possible deliveries. Where more than one trip is scheduled on a route, possible deliveries are the total number of times the location is served daily. New construction or restored structures are recorded as possible deliveries when the carrier begins delivery. Dwellings or business places vacated or condemned in areas undergoing demolition or renewal are deducted as possible deliveries.
- 128.23 The delivery unit manager must check the Edit Book and/or Form 1621 in the carrier's route book several times each accounting period. Such items as urban renewal, new apartment houses, or new construction of any kind must be reported as early as possible by the carrier which will permit the manager to visit the area and assist the builders in preparing for the approved and desired method of mail delivery. In addition, the unit manager must maintain close contact with state or local governments regarding future planning and building permits.
- 128.24 The properly prepared Edit Book and/or Form 1621 will indicate where a need for future adjustments may exist and allow the unit manager to plan for them and also provide a source for the Delivery Point Sequence sort plan information.

Exhibit 128.1
Form 3930



RESERVED
FORM
3930

Exhibit 128.21
Form 1621, Delivery Management Report

U.S. Postal Service DELIVERY MANAGEMENT REPORT				Unit Name and ZIP+4 Code MAIN OFFICE 80302								
Date 8-23-96		A/P 13	Reporter's Name Sol Leibowicz			Telephone No. 803-9559						
Section I. Construction/Demolition in Progress												
Rt. No./Bx. Sec.	Delivery Address		Res.	Apt.	Bus.	Owner or Contractor	Est. Comp. Date					
203	121 Folsom ST.		<input checked="" type="checkbox"/>			Jimmy Jones	11/27/96					
Section II. Deliveries Added or Deducted from Route (Circle Deductions)												
Route No.	Cong. Dist.	Delivery Address	Apt./Suite No. Range	Residential				Business				Det. Box/NPU
				Other	Curb	NDCBU	Other Cent	Other	Curb	NDCBU	Other Cent	
211	1	447 STATE ST.	1-10				10					
241	1	101 JACKSON CT.						1				
207	1	43 OCEAN DR.	A-G				(7)					
Section III. Additions/Changes/Corrections to AIS Data Apts.—Buildings—Firms (Include Firm Mail Volume)												
Route No./Box Section	Delivery Address		Apt./Suite No. Range	Firm, Apt. Bldg. Name	Add Change Delete	Vol.	Sec.	Seg				
231	1511 FOX DR.		101	Cain & Fey Inc.	(7)							
Section IV. Unit Delivery Data and Other Changes and Comments (P.O. Box, Rural Highway Contract Route, Route Adjustment, Scheme, etc. attach appropriate supporting documentation as necessary)												
Unit Name	Cong. Dist.	ZIP Code	PO Boxes Installed	PO Boxes Rented	General Delivery Customers	Caller Delivery Customers						
MAIN OFFICE	1	80302	2700	2651	75	14						
Section V. AIS Use Only (Must be completed within 5 working days)												
Delivery Manager's Signature Jacob Marrow		Date 8-24-96		AIS Manager's Signature Johnny White		Date 8-30-96						
AIS Action	Inits.	Date	AIS Action	Inits.	Date							
Received	JW	8-30-96	Notification Piece Prepared/Mailed	JD	9-4-96							
AIS Files Verified	PC	8-30-96	Possible Delivery Maintenance Compl.	PC	9-4-96							
AIS File and Maintenance Comp.	PC	8-30-96	Growth Management Notified	PC	9-4-96							
Map Updated	JM	9-3-96	Delivery Unit Notified	PC	9-4-96							
Scheme Verified	JD	9-4-96										

- 128.3 **Analyzing and Using Form 3930**
- 128.31 The analysis of Form 3930 provides an accurate system of measuring the efficiency of carrier operations, special-delivery messenger operations, and other customer service activities at all delivery units. It enables management to immediately detect and correct conditions causing adverse cost trends.
- 128.32 Two major factors that influence carrier operating costs are:
- a. Incoming mail volume, and
 - b. Possible deliveries.
- 128.33 Other factors such as weather conditions, terrain, excessive sick leave, personnel turnover, etc., also influence carrier operating costs.
- 128.34 It is imperative that the carrier unit manager record any unusual conditions on the Form 3930.
- 128.4 **Barcode or Similar Data Systems and Related Software/Hardware**
- a. Local management has the responsibility to install, maintain, and update the quality of equipment and labels or buttons required for the gathering of information related to barcode or similar data collection systems.
 - b. Generation of reports and transferring data from scanning devices to PC hardware will be accomplished in a reasonable and timely manner.
 - c. Local management has the responsibility to review and analyze daily reports generated through such systems to ensure compliance with Section 132.3.

13 Analyzing Operations

- 131 **Carrier Operations**
- 131.1 **Timing of Analysis**
- At regular intervals and 3 or 4 weeks prior to route inspection, make the analyses listed in 131.2.
- 131.2 **Types of Analyses**
- 131.21 **Late Leaving and Returning**
- 131.211 **Source of Information**
- Obtain this information from Form 1813 or PSDS Printout.
- 131.212 **Preparing the Analysis Form**
- See Form 1627 — exhibit 126.42. Complete as follows:
- a. Enter the route number at the head of each column.

- b. Enter above the route numbers, the leaving schedule plus 10 minutes for each foot route and 20 minutes for each motorized route (hundredths may be used).
- c. Enter the date in the left column for 4-week period.
- d. Enter the time each carrier left later than 10 minutes after the scheduled leaving time or 20 minutes for motorized carriers who deliver no relays for other carriers.

131.213 **Analyzing Form 1813**

Determine whether one or more carriers frequently left late. If so, there is indication that:

- a. Routes may not be adjusted properly.
- b. The starting or leaving time may be improper.
- c. There is a pattern in late leaving on the same day.
- d. There may be heavy volume days where a pattern of late leaving is prevalent. Possible solution: Provide for possible schedule changes, staggering of mail flow, curtailment of mail, or auxiliary assistance within the office.
- e. Possible inefficiency exists.

131.22 **Auxiliary Assistance and/or Overtime Given to Route**

131.221 **Source of Information**

Obtain this information from Forms 3996 and/or PSDS Printout.

131.222 **Preparing the Analysis**

See Form 1627 — exhibit 131.222. Complete as follows:

- a. Enter at the top of the columns the numbers of the routes selected to be analyzed.
- b. Enter the date in the left column and the day of the week opposite the date.
- c. Opposite the date and in the proper route column, enter the regular, auxiliary, or overtime hours (in red) used over 8 hours.

131.223 **Analyzing the Form**

When overtime or auxiliary time is frequently used on a route, determine whether (a) the route is properly adjusted, (b) the office time is consistent with mail volume, or (c) the carrier is performing duties efficiently.

131.23 Hours Used on Auxiliary Route**131.231 Source of Information**

Obtain this information from PS Form 3997 or electronic equivalent from a nationally approved computer system that provides equivalent information.

131.232 Preparing the Analysis

See Form 1627 — exhibit 131.232. Complete as follows:

- a. Enter the auxiliary route number at the top of each column.
- b. Enter the authorized hours for each auxiliary route below the route number.
- c. Enter the date in the left column and the day of the week opposite the date.
- d. Enter time used on each route on dates shown.
- e. Indicate any increase in number of deliveries on data increase occurred.

131.233 Analyzing the Form

- a. Compare hours used with authorized hours to determine whether excessive hours are being used. If hours appear excessive, take into consideration additional deliveries due to new construction or added territory.
- b. Determine cause for excessive hours used and take appropriate action as needed.

Exhibit 131.232

Analysis of Auxiliary Routes

POST OFFICE		DELIVERY UNIT	PERIOD			
Hometown		Bright Station	FROM 1-7-80 TO 2-2-80			
ANALYSIS OF AUXILIARY ROUTES						
		Aux. Rt. No.	25	27	37	42
Date	Day	Hours Allowed	7	3	2	1
1/7	M		7-	3 ¹⁰	3-	1-
1/8	T		7 ¹⁴	3 ¹²	1 ³⁰	1-
1/9	W		7-	3 ⁰⁴	1 ³⁰	1 ¹⁰
1/10	Th		7 ¹⁰	2 ⁵⁸	1 ²⁰	.55
1/11	F		7 ⁵²	3 ²⁵	1 ⁴⁵	.59
1/12	S		6 ⁵²	3 ²¹	1 ⁵⁰	.56
1/14	M		7 ²⁰	3 ⁰⁵	2 ⁴⁰	1 ⁰⁴
1/15	T		7 ²²	3 ¹⁶	1 ³⁰	1 ⁰²
1/16	W		7 ³⁰	3 ²¹	1 ³⁰	1 ¹²
1/17	Th	62 deliveries added to aux. Rt 27	7 ²³	4 ²³	1 ⁵³	.55
1/18	F		7 ²⁷	4 ³²	1 ⁴⁷	.56
1/19	S		8 ¹⁰	4 ⁴⁰	2 ³¹	-
1/21	M		6 ⁵⁸	4 ³¹	2 ⁰⁵	1 ⁰³
1/22	T		8-	4 ¹⁶	3 ⁰⁶	.56
1/23	W		8 ¹⁰	4 ¹²	1 ³⁰	.54
1/24	Th		8 ⁰⁶	4-	2 ⁰¹	.57
1/25	F		8 ¹⁴	4 ¹⁷	2 ²⁶	1 ⁰¹
1/26	S		8 ¹⁸	4 ⁰⁴	1 ⁴⁷	-
1/28	M		8 ⁰⁸	4 ⁰⁹	3 ⁰¹	1-
1/29	T		7 ⁵⁸	4 ⁰⁵	1 ³⁰	.58
1/30	W		7 ⁴⁵	4 ¹⁰	1 ³⁰	.55
1/31	Th		8 ¹⁵	4 ¹⁵	1 ⁵³	1-
2/1	F		8 ⁰¹	4-	2 ⁰²	.59
2/2	S		8 ⁰⁵	4 ⁰²	1 ⁵⁷	-
Route 25 requires attention						
Rt. 37 = Relay						
Rt. 42 = Collection						

PS Form 1627
Oct. 1972

131.24 Evaluating Employees

- 131.241 Prepare a Form 1627 similar to exhibit 131.241 for all new and other employees not assigned to a regular route whose efficiency is not satisfactory. Prepare a separate form for each of these employees.
- 131.242 Record the date, the route number, the absence hours, and the hours the employees used against the absence; and indicate the days the employee left after scheduled leaving time.
- 131.243 Additional columns may be used to record office and street time to measure improvement. When satisfied that the employee is performing satisfactorily, the record may be discontinued.

131.25 Mail Curtailed**131.251 Source of Information**

Obtain this information from Form 1571.

131.252 Preparing the Analysis Form

See Form 1627 — exhibit 126.2. Complete as follows:

- a. Enter the route number at the top of each column.
- b. Enter dates in the left column and the day of the week opposite the date for 4 continuous weeks.
- c. From Form 1571, enter the number of pieces curtailed in the appropriate route column. Circle in red when First-Class or newspapers were curtailed, and show the number of pieces separately from the others.

131.253 Analyzing the Form

- a. If mail is seldom curtailed, review the analysis of late leaving and Form 3922, *Daily Customer Services Unit Volume Recording Worksheet*, for the same period to determine whether carriers are permitted to clean up rather than curtail within time limits to the next day. Also, review the analysis of auxiliary and overtime for the same period to determine the amount of auxiliary assistance and overtime used.
- b. Determine whether carriers are authorized to curtail mail on heavy days.
- c. If curtailments are frequent, the office time schedule may be incorrect.
- d. Frequent curtailment may be due to incoming mail not being worked as early as possible. A revision of the clerks' schedules may be the solution. Delivery managers are responsible for bringing variation of mail volumes to the attention of operation managers.
- e. Watch for patterns in curtailment; such as, certain days of the week, day before or after scheduled nonwork days. If curtailments are necessary on Tuesdays, current distribution is probably not being maintained on weekends.

Exhibit 131.241

Evaluation of Performance

POST OFFICE <i>Hometown</i>		DELIVERY UNIT <i>Bright Station</i>			PERIOD FROM <i>10/1/79</i> TO <i>11/9/79</i>		
EVALUATION OF PERFORMANCE							
Date	Name of Carrier <i>W. Anderson</i>	Route	Hours		Left		Comments
		No.	Abs.	Wkd.	Late		
<i>10/1</i>		<i>3</i>	<i>8</i>	<i>9¹⁰</i>	<i>✓</i>		<i>1st time on Rt.</i>
<i>10/2</i>		<i>3</i>	<i>8</i>	<i>9⁰⁴</i>	<i>✓</i>		<i>2nd " " "</i>
<i>10/3</i>		<i>8</i>	<i>6</i>	<i>7⁰¹</i>			
<i>10/4</i>		<i>8</i>	<i>8</i>	<i>9³⁰</i>	<i>✓</i>		
<i>10/5</i>		<i>8</i>	<i>8</i>	<i>9²⁴</i>	<i>✓</i>		
<i>10/6</i>		<i>8</i>	<i>8</i>	<i>9⁴²</i>	<i>✓</i>		
<i>10/9</i>		<i>8</i>	<i>8</i>	<i>10⁵⁶</i>			<i>Day after holiday</i>
<i>10/10</i>		<i>8</i>	<i>8</i>	<i>8⁴¹</i>			
<i>10/11</i>		<i>8</i>	<i>8</i>	<i>9³³</i>	<i>✓</i>		
<i>10/12</i>		<i>8</i>	<i>8</i>	<i>9⁰¹</i>	<i>✓</i>		
<i>10/13</i>		<i>8</i>	<i>8</i>	<i>8³²</i>			
<i>10/15</i>		<i>8</i>	<i>8</i>	<i>8¹⁴</i>			
<i>10/17</i>		<i>8</i>	<i>8</i>	<i>8²²</i>			
<i>10/18</i>		<i>8</i>	<i>8</i>	<i>8⁰⁶</i>			
<i>10/19</i>		<i>8</i>	<i>8</i>	<i>7⁵⁹</i>			
<i>10/20</i>		<i>40</i>	<i>8</i>	<i>6³⁶</i>			<i>Extremely light volume.</i>
<i>10/24</i>		<i>3</i>	<i>8</i>	<i>8²⁶</i>	<i>✓</i>		
<i>10/25</i>		<i>3</i>	<i>8</i>	<i>8¹³</i>			
<i>10/26</i>		<i>3</i>	<i>8</i>	<i>8⁰⁴</i>			
<i>10/27</i>		<i>8</i>	<i>4</i>	<i>3⁵²</i>			
<i>10/29</i>		<i>40</i>	<i>6</i>	<i>7-</i>			<i>Mech. break down</i>
<i>10/30</i>		<i>21</i>	<i>8</i>	<i>8¹³</i>			
<i>10/31</i>		<i>21</i>	<i>8</i>	<i>8¹⁷</i>			
<i>11/1</i>		<i>21</i>	<i>8</i>	<i>8⁰⁴</i>			
<i>11/2</i>		<i>21</i>	<i>8</i>	<i>7⁵⁰</i>			
<i>11/3</i>		<i>21</i>	<i>8</i>	<i>7⁵⁵</i>			
<i>11/6</i>		<i>3</i>	<i>8</i>	<i>8⁰⁵</i>			
<i>11/7</i>		<i>3</i>	<i>8</i>	<i>8¹⁷</i>			<i>Carrier's proficiency</i>
<i>11/8</i>		<i>40</i>	<i>4</i>	<i>4⁵⁰</i>	<i>✓</i>		<i>Steadily improving</i>
<i>11/9</i>		<i>21</i>	<i>6</i>	<i>6-</i>			
					<i>Satisfactory</i>		<i>J.C.A.</i>

PS Form Oct. 1972 **1627**

132 Review of Collection Service

132.1 Policy

Collection service is an integral part and highly visible function of the processing and delivery system and must be geared to the needs of the mailing public and at least must meet national minimum collection standards as published in Chapter 3, *Postal Operations Manual*. Effective and efficient service can be achieved through proper scheduling of service and day-to-day management of the operation.

132.2 Considerations

- 132.21 Motorized city carriers should collect mail from boxes as they return to the office (with consideration to overall fuel consumption and travel time) rather than earlier in the day, thus affording customers more deposit time. This could also result in a reduction of mileage by evening collection runs, while continuing to provide adequate collection service. In addition to collection boxes, carriers must collect prepaid mail placed adjacent to, in, or on mail receptacles when delivery is made to that particular delivery point. Motorized carriers must collect from curbside boxes on their routes mail with postage affixed if the signal flag is raised.
- 132.22 Collectors must report heavy volumes of mail deposited in boxes by business mailers. Businessmen can be contacted to bring their mail earlier in the day.
- 132.23 Business collection trips must be scheduled to conform to availability of mail. If volume warrants, an additional box may be placed beside the original box to avoid customers' leaving mail outside a filled box.
- 132.24 Mail chute receiving boxes and cooperative mailing racks in the lobbies of office buildings may be collected by foot collectors in the downtown area, using small folding nose handtrucks (Item 1071). This mail should be shuttled to the distribution unit by motorized collectors.
- 132.25 Station-based collection routes may be established, and mail from several routes can be shuttled to the mail distribution unit.
- 132.26 Larger residential carrier stations having sufficient vehicles and adequate platform space may make collections in their own territory as well as in the territory of several adjoining stations.
- 132.27 Parcel post delivery routes may be arranged to provide regular assignments consisting of parcel post delivery and collections. This will eliminate some of the problems regarding manpower available to make evening collections.
- 132.28 In VIM mailrooms, mail may be collected from bundled mail drops where provided.
- 132.29 The proper separation of Local, Out of Town, Metered and Stamped Mail, etc., must be maintained when collecting from boxes providing different levels of service.

132.3 Barcode and Similar Data Collection Devices

Devices used to gather time of pickup and collection point location will be assigned to carriers in the course of their duties to:

- a. Review the quality of collection services.
- b. Improve mailflow to the processing facility.
- c. Evaluate travel patterns.
- d. Assure that collections are made in accordance with existing service guidelines.

These devices have the capacity to assist in gathering information for review and *daily* analysis as listed in 133.1.

- 132.31 Barcode or similar data collection devices, computers and software programs used as described in Section 132.3 must be approved by the office of Delivery Policies and Programs and conform to procedures outlined in this handbook.

133 Collection Service

133.1 Checklist

The following review made quarterly, or more often if needed, will reduce delay of mail:

- a. Are existing schedules realistic?
- b. Has a manager checked a proposed schedule for safety, spread of time, traffic conditions, changeable one-way streets, etc., before initiating the collection trip on a permanent basis?
- c. Have collection routes been scheduled to arrive at the distribution unit at staggered times, and are schedules being maintained?
- d. Is assistance necessary for collectors at the dock to help unload in the quickest time and safest way possible? Does the collector have to take the mail some distance into the building?
- e. Does each collection schedule also contain an up-to-date map of the area to be covered with the location of the boxes shown?
- f. Is there a check on the arrival of the collectors at the distribution unit?
- g. Are collectors required to report on Form 3968, *Daily Mail Collection Record*, reason for late arrival at the distribution unit, and is this report reviewed by a manager with intent to correct late returning?
- h. Are pickups of heavy volume business mailers arriving at the distribution unit as early in the day as possible?
- i. Is MVS being used to extent possible to bring in collection mail in conjunction with regularly scheduled motor vehicle runs?
- j. Are boxes properly located and accessible to the public?
- k. Are boxes anchored, and are boxes and the schedule labels and cards kept in good condition?

- I. Do the boxes bear the proper decals, color schemes, and do the labels or cards show time mail is collected as well as the nearest later box collection location?
- m. Is street supervision being conducted on the collection service?

133.2 Tests

133.21 Purpose

Collection service tests should determine whether mail is being collected as scheduled. Testing includes letter routes and all types of routes performing collections.

133.22 Frequency

133.221 Quarterly collection test requirements will be administered as follows:

- a. City delivery locations where all collection points are routinely scanned every day may, at management's option, suspend all manual collection test procedures as long as the daily scanning of these points continues. The daily scanner history detail report will serve as supporting documentation in place of the manual tests.
- b. City delivery locations where all collection points are not routinely scanned every day must continue to conduct the quarterly collection tests as outlined in sections 133.222 through 133.282.

133.222 Collection routes must be tested each quarter or as specified by the region. Additional tests may be conducted as required.

133.223 A particular collection point need not be tested within a prescribed period of time. However, managers must be alert to conditions that point up the need for selective testing in addition to the regular quarterly random sampling.

133.224 Managers must randomly select the desired number of test dates each quarter using a local method or those specified by the region. Do not schedule quarterly tests during Accounting Period 3.

133.23 Selecting Test Points

133.231 Collection points to be tested on each route must be determined by the testing office. A collection point is any point used by customers to deposit mail. This includes lobby drops, self-service postal centers, cooperative mailing racks, mail chute receiving boxes, and collection boxes.

133.232 Every collection point on every route must be considered when selecting points to be tested in the random sampling process each quarter, but generally only a minimum number of points on each route should be tested. It is not necessary to test every collection point on a route.

133.233 Select collection points to be tested by means of a random sampling technique or other process established locally. Managers are to assure all possible points are included in random selection process and are to include points on routes collected by relay, letter carriers, and parcel post carriers, as well as collection carriers. Provisions must be made for the testing of specific collection points at the discretion of local management.

- 133.234 The number of collection points to be tested must be determined by local management. Use the following criteria in selecting percentage of routes to be tested:

Total Collection Routes in Office	Number Tested Each Quarter
10 or less	All
11 to 100	50%
Over 100	25%

133.24 **Test Day**

Conduct tests on routes that start before 12 noon, regardless of ending time, in one day, if possible. Conduct tests on routes beginning after 12 noon on a different day (not necessarily the next day). Conduct tests on Saturday, Sunday, and holidays, as well as during the week.

133.25 **Test Card and Form**

- 133.251 The large 10- by 13-inch reusable plastic test cards (D-1148) must be used as the primary test item. The cards are numbered to facilitate recording results of collection tests and to assure prompt recovery of any missed collections. The name and ZIP Code of the testing post office must be on the writing surface for identification before a test is conducted.

- 133.252 Form 3701, *Delivery Survey*, a multi-purpose mail test form, may be used in lieu of the large plastic card only for special-purpose testing or whether the use of the red and white plastic card would not be appropriate.

Note: Use Postal Service stamped envelopes or envelopes with postage affixed to enclose Form 3701. Prepare Form 17, *Stamp Requisition*, in duplicate and label it Collection Test. Sign the original only and give it to the custodian of main stamp stock or to designated stamp clerk. Retain duplicate Form 17 with other records of the test.

- 133.253 When testing mail chute receiving boxes, the size of the plastic card need not restrict its use. If the manager or route examiner conducting the test cannot insert the card into the receiving box through the large opening for the deposit of packages, bundles, or over-size mail (which may not be provided on all mail chute receiving boxes), open the receiving box and place the card inside.

133.26 **Recovery of Cards**

Carriers must withdraw the plastic cards from the mail during collection and hand them to the designated manager on arrival at the office. When mail is carried to the office via a shuttle, the carrier making the initial collection must keep the plastic cards and turn them in upon return to the office. If the test card is not noted by the carrier, such as a sack in a cooperative mailing rack, the manager must arrange the recovery of these cards at the mail processing operation. The manager should note the circumstances of the recovery.

133.27 Test Mailing Record, Form 3702

- 133.271 The manager conducting the collection tests must enter the required information in the spaces and columns 1 through 10 of Form 3702, *Test Mailing Record (Collection and Special Test Mailings)*. Furnish copies to designated managers as needed.
- 133.272 Immediately on recovery of the test card, a designated manager must complete columns and spaces 11 through 15 of Form 3702. If a Form 3702 is not immediately available, the manager must record card number, post office, ZIP Code, time received, and the number of the route from which the card was recovered. Use Item 0-13, *Routing Slip*, to forward this information to the unit conducting the test.
- 133.273 If the office conducting the test is an associate office participating in Area Mail Processing, the manager in the associate office must make arrangements to provide the office, processing their collection mail, copies of Forms 3702 for completion. These completed forms must be returned to the testing office immediately on completion.

133.28 Analysis and Corrective Action

- 133.281 If the tests show a collector failed to collect a box(es), a manager and a collector must immediately collect this box to verify a card was in the box, but the box was not collected. If investigation shows collector's negligence or error, management must take corrective action as appropriate.
- 133.282 Tests should be made at individual boxes to determine if they should be withdrawn from service or relocated to benefit more customers. If a box consistently generates less than 25 pieces, a review must be made to determine if it should be retained at the location. Collection mail volume is only one factor to be considered for box removal or relocation. Character of mail collected (i.e., sales orders, daily reports, etc.) is also a prime factor. In residential areas, if collection boxes are about 1/2 to 1 mile apart, the density of these boxes is generally considered adequate. In business sections, install boxes where greatest mail volume will be generated and where it will be convenient to the greatest number of business places.

134 Street Management**134.1 Objectives**

- 134.11 Street management is a natural extension of office management. All carriers are to be notified to expect daily supervision on the street just as they receive daily supervision in the office. For a delivery manager to fully understand and control the organization, the manager must be aware of any conditions that affect delivery anywhere within the service territory.
- 134.12 Accompanying carriers on the street is considered an essential responsibility of management and one of the manager's most important duties. Managers should act promptly to correct improper conditions. A positive attitude must be maintained by the manager at all times.

- 134.13 Conservation of energy is most important, and street supervision must also be directed to achieve this objective. Supervisors must not permit unauthorized deviations from the route, engine idling for excessive periods, wasteful driving habits, and unauthorized or excessive vehicle stops and moves on park and loop routes.

134.2 **Techniques**

- 134.21 The manager must maintain an objective attitude in conducting street supervision and discharge this duty in an open and above board manner.
- 134.22 The manager is not to spy or use other covert techniques. Any employee infractions are to be handled in accordance with the section in the current *National Agreement* that deal with these problems.

134.3 **Criteria for Need**

Certain criteria may call attention for *individual* street supervision. When overtime or auxiliary assistance is used frequently on a route (foot, motorized, parcel post, collection, relay), when a manager receives substantial evidence of loitering or other actions or lack of action by one or more employees, or when it is considered to be in the interest of the service, the manager may accompany the carrier on the street to determine the cause, or meet the carrier on the route and continue until such a time as the manager is satisfied. No advance notice to the carrier is required.

134.4 **Findings**

- 134.41 The manager may find:
- a. Routes are not in proper adjustment, and the frequent use or requests for auxiliary assistance or overtime is warranted.
 - b. A change in the line of travel could reduce: travel to and from the route, deadheading on the route, or time-wasting delivery patterns.
 - c. The carrier is not performing duties efficiently or safely with regard to:
 - (1) Vehicle movement on park and loop routes.
 - (2) Proper use of relays.
 - (3) Fingering mail while driving or when walking up and down steps or curbs or when crossing the street.
 - (4) Following the prescribed line of travel.
 - (5) Protection of all mail.
 - (6) Unauthorized or extended stops.
 - (7) Deviating from the route.
- 134.42 The manager must note areas of new construction, plan for expansion, and be aware of urban renewal areas, changing traffic patterns, the need to relocate collection boxes, customer problems of delivery, etc.
- 134.43 The manager must inspect for mail trapped behind wall-mounted or wall-recessed apartment house mailbox units. Where mail is found, request

apartment house management to initiate prompt corrective action to preclude recurrence.

- 134.44 The manager must periodically test mail locks on letter boxes and USPS approved receptacles installed with arrow locks as follows:
- a. A special key for testing arrow or inside locks is available from the Mail Equipment Shops by requisition on Form 4983, *Postal Key and Lock Requisition*. Smaller offices need only one key; larger offices should not require more than 25 or 30 keys. The keys bear a numerical number beginning with key No. 1. Do not confuse these numbers with the combination number appearing on the back of locks and on the regular arrow keys.
 - b. The test key shall be used as follows: With the lock in a locked position and with the door or panel closed, insert the test key in the key slot in the same manner as is done with the regular arrow key. If the lock can be opened with the test key, it indicates the lock is defective and must be replaced immediately.
 - c. To ensure immediate identification of defective locks, a red pressure-sensitive label has been provided which readily adheres to the surface of these locks. The label is imprinted *Defective Lock — Send to Nearest Mailbag Depository*. The printing is so arranged that when affixing the label to the lock, with some overlap, the indicated instructions can still be seen. This label is identified as Label 60, *Defective Lock*.
 - d. Send defective arrow or inside locks and padlocks to the Mail Equipment Shops in accordance with Handbook AS-701, *Material Management*. Defective arrow or inside locks and padlocks may be shipped as quantities justify, but must not be held longer than 8 months. Be sure that a red label is attached to every defective lock sent to the depositories and that the label is not put on any lock unless it is known to be defective. Ship defective locks in lock container pouches. Enclose small quantities in cartons or heavy envelopes securely wrapped.
 - e. When defective locks are reported by carriers or by others, the locks must be promptly repaired or replaced. These include arrow or inside locks and padlocks on collection, storage, office mail chutes, non-personnel rural postal units, and apartment house letter boxes, and on postal mailroom doors in office and apartment buildings. Withdraw from service immediately all mail locks on letter boxes that are defective in the slightest degree.

134.5 **Safety**

During any period of street supervision, every opportunity must be taken to emphasize safety while driving, walking on sidewalks, walking up and down steps, crossing streets, collecting mail, or delivering relays or parcel post.

14 Adjustments

141 Minor Adjustments

141.1 Route Adjustment Without Special Inspection

141.11 Minor Adjustments

141.111 The routes must be maintained in reasonable adjustment throughout the year. In order to fulfill this requirement, local managers may find it necessary to make minor route adjustments, to provide relief, add deliveries, capture undertime, etc.

141.112 When considering if a mail count and route inspection is necessary, review the nature and scope of the adjustments needed. If the review discloses that only minor adjustments are necessary, the adjustments should be made from current management records and information.

141.113 When it is observed that a delivery unit is regularly exceeding its daily authorized carrier hours, as indicated on the latest Form 3998, *Unit Summary of City Delivery Assignments* (see Chapter 3), management must first ensure that the applicable procedures in this Chapter are fully implemented and enforced. Particular attention must be given to carrier scheduling, receipt of mail, and carrier work methods in the office and on the street. Some other areas that should be reviewed are delivery unit changes in office routines, street management, and additional or more beneficial segmentations of mail.

141.12 Office Routines

141.121 Delivery managers must continually review carrier office routines in order to determine whether all unnecessary time consuming practices have been eliminated or reduced to an absolute minimum. A review should be made of the unit layout to ensure that the workroom is arranged to minimize travel and to facilitate an orderly flow of mail. All excess and unnecessary equipment should be removed from the workroom floor. If this is not possible, place it in an area where it will not interfere with an efficient operation.

141.122 Where possible, at least 80 percent of the carrier's mail should be on the case ledge prior to the carrier reporting. At offices where it is impractical to place mail on or near the carrier's case prior to the reporting time, management should consider establishing a fixed schedule for mail withdrawals or establishing a minimum number of controlled withdrawals. The withdrawals should be scheduled to coincide with the receipt of mail or the distribution needs of the office. Carriers must not be allowed to withdraw their mail except under controlled conditions in order to facilitate the volume recording process. However, regardless of the procedure used in the office, mail received from the main office or mail distributed at the unit while the carriers are on the street should be on the carrier cases when they return from the street.

141.13 Street Management

- 141.131 Delivery managers must ensure that carriers hold the number of park points, swings, loops, and relays to the absolute minimum necessary to provide delivery. Unnecessary movement of vehicles and vehicle stops not only expand street time, but also waste energy.
- 141.132 Where carriers use public conveyances for transportation to and from their routes, leaving and returning times must be arranged to reduce carrier transportation waiting time to a minimum. In addition, relay runs should be arranged so that carriers do not have to wait for relays.
- 141.133 Deadheading and unnecessary retracing should be eliminated. Lines of travel as indicated by the case layout must be followed by the carrier. Unauthorized deviations generate customer complaints, waste both time and energy, and conflict with the order which the letters are placed in under Delivery Point Sequencing. When it is determined that more efficient travel patterns are possible, management should arrange for the appropriate changes in the sort plan, case labels and advise the carrier of the new line of travel.

141.14 Segmentations

Management must periodically review carrier mail volume to determine the need for additional or alternative segmentations of mail that could be prepared more efficiently for delivery by distribution personnel or mailers.

141.15 Distribution

Delivery managers must coordinate mail flow into the delivery unit, mail preparation, and the establishment or abolishment of segmentations with the appropriate functional area manager.

141.16 When to Consider Making Minor Adjustments

Once it is determined that standard operating procedures (SOPs) have been properly implemented and maintained, the delivery manager has considered all other alternatives, carrier workhours have not been reduced, or workhours can be reduced, then management should consider making minor route adjustments.

141.17 Advance Preparation

Prior to making any minor adjustment on a unit wide basis, management must notify the local union as far in advance as possible. Any proposed adjustments must be placed in effect within 45 calendar days after the end of the adjustment consultation with the carriers involved and changes should not be made between the period November 15 and January 1. Exceptions must be approved by the district manager.

141.18 Preliminary Planning

Management should carefully review and analyze street management records; PS Form 3997 or electronic equivalent from a nationally approved computer system that provides equivalent information; PS Form 1813, *Late Leaving and Returning Report — First Carrier Delivery Trip*; PS Form 3996, *Carrier-Auxiliary Control*; PS Form 1571, *Undelivered Mail Report*; PS Form

3921, *Volume Recording Worksheet*; PS Form 3921-A, *Daily Delivery Unit Volume Worksheet (Continuation)*; and carrier timecards. The manager using PS Form 1840, *Carrier Delivery Route — Summary of Count and Inspection*, should prepare a *Summary of Minor Adjustments Worksheet* for each route. The summary should contain the Post Office™ name, ZIP Code, delivery unit name, route number, carrier's name, ID number, age, length of service, length of service on route, route designation, number of trips, type of route, type of vehicle used on route, and other appropriate information as indicated in exhibit 141.18.

141.19 **Formula for Making Minor Adjustments**

A simple formula for making minor adjustments, without mail counts and inspection, may be made in the following manner if the previous count and inspection data is reasonably current and the same carrier is serving the route being considered:

- a. *Determining Office Time.* Using the most recent Form 1840, review the net and standard office time and select the lesser of the two. If the net office time is used, deduct the actual times used on Lines 14, 15, 16, 19, and 21, the 5 minute standard for Line 20 and the office break. If the standard office time is used, deduct the standard time allowance for Line Items 14, 15, 19, 20, and 21 (use actual times if they exceed the standard times) and the actual time used for Line 16 and the office break. Divide the remainder by the number of possible deliveries.

Example 1: Net office time less than standard office time.

Possible deliveries 530

Net office time — 3:10

Activity	Minutes
Line 14	3
Line 15	4
Line 16	0
Line 19	2
Line 20	5
Line 21	6
Office Break	<u>10</u>
Total Minutes	30

3 hrs. 10 mins. – 30 mins. = 2 hrs. 40 mins. or 160 mins.

160 mins. ÷ 530 deliveries = .30 mins. of office time per possible delivery.

Exhibit 141.18

Summary of Minor Adjustments Worksheet

SUMMARY OF MINOR ADJUSTMENTS WORKSHEET																			
Post Office: Delivery Unit: Route No.: Route Designation: Type of Route: Type of Vehicle: Route Office Time: Route Street Time: Possible Deliveries: Router Time: Carrier Comments:	Carrier Name: Age: Length of Service: Length of Service on Route: Route Evaluation (based upon analysis): Proposed Adjustment (+/-): Router Time:																		
<table style="width: 100%; border: none;"> <tr> <td colspan="5" style="text-align: center;">Actual Adjustment</td> </tr> <tr> <td style="text-align: center;">Relief (R)</td> <td></td> <td></td> <td></td> <td style="text-align: center;">Time</td> </tr> <tr> <td style="text-align: center;">Addition (A)</td> <td style="text-align: center;">Block</td> <td style="text-align: center;">Street</td> <td style="text-align: center;">Deliveries</td> <td style="text-align: center;">Value</td> </tr> </table>					Actual Adjustment					Relief (R)				Time	Addition (A)	Block	Street	Deliveries	Value
Actual Adjustment																			
Relief (R)				Time															
Addition (A)	Block	Street	Deliveries	Value															
Route Before Adjustment: Actual Adjustment: Route After Adjustment: Router Time After Adjustment: Comments:	Route Office Time: Route Street Time: Total Time:	Possible Deliveries: Reduction/Addition: After Adjustment:																	
(Signature) Unit Manager Date: _____	(Signature) District Manager/Designee Date: _____																		

Example 2: Standard office time less than net office time.

Possible deliveries 530

Standard office time — 3:25

Activity	Minutes
Line 14	6
Line 15	5
Line 16	0
Line 19	3
Line 20	5
Line 21	9
Office Break	<u>10</u>
Total Minutes	38

 $3 \text{ hrs. } 25 \text{ mins.} - 38 \text{ mins.} = 2 \text{ hrs. } 47 \text{ mins. or } 167 \text{ mins.}$
 $167 \text{ mins.} \div 530 \text{ deliveries} = .32 \text{ mins. of office time per possible delivery.}$

- b. *Determining Street Time.* Using the most recent Form 3999, deduct the vehicle loading time, travel time to and from route, time spent collecting from collection boxes, time spent for relays, gassing vehicle, vehicle moves, replenishing mail after loop, breaks, and comfort stop time. Divide the remainder by the number of possible deliveries to determine the street time used per delivery.

Possible deliveries 530

Street time for Form 3999 — 5:15

Activity	Minutes
Vehicle loading time	6
Travel to and from route	12
Collection Boxes	5
Gassing Vehicle	5
Vehicle Moves	5
Replenish mail after loop	5
Break	10
Comfort Stop	<u>4</u>
Total Minutes	52

 $5 \text{ hrs. } 15 \text{ mins.} - 52 \text{ mins.} = 4 \text{ hrs. } 23 \text{ mins. or } 263 \text{ mins.}$
 $263 \text{ mins.} \div 530 \text{ deliveries} = .50 \text{ mins. of street time per possible delivery.}$

- c. *Determining Time Per Delivery.* Add average office and street time to determine time per delivery.

.30 Office time per delivery
 + .50 Street time per delivery
 .80 Time per delivery

- d. *Determining Possible Deliveries.* To determine the number of possible deliveries to be removed or added, divide the time being considered for removal or addition by the time per delivery.

$$25 \div .80 = 31.3 \text{ or } 31 \text{ possible deliveries}$$

- e. *Computing Route Total Time.* Add to or subtract from route involved:

$$\begin{array}{r} \text{Route 3671} \quad 8:25 \\ - \quad .25 \\ \hline \text{Route} \quad 8:00 \end{array}$$

Individual computation (if desired):

$$\begin{array}{r} \text{Office Time} = .30 \times 31 = :09 \qquad 3:10 - :09 = 3:01 \\ \text{Street Time} = .50 \times 31 = :16 \qquad 5:15 - :16 = \underline{4:59} \\ \text{Route} \qquad \qquad \qquad \text{Route} \quad 8:00 \end{array}$$

(See exhibit 141.18.)

- f. *Unusual Conditions.* If unusual conditions exist, the character of the area being transferred must be considered and a fair application of time should be made to office and/or street time allowances.
- g. *Adjustment Procedures.* Adjustments should be made as outlined in 243.2.
- h. *Decrease or Increase in Total Carrier Workhours.* The District office must be notified of any decrease in the total carrier workhours due to minor adjustment. Any increase in total carrier workhours should be approved by the District office prior to implementation of the adjustments. In any event Form 3998 must be submitted to the District office.
- i. *Evaluation of Adjustments.* The adjustments should be evaluated as outlined in 243.6.
- j. *Disposition of Summary Worksheet.* Original of summary worksheet must be sent to the office of the manager in charge of delivery services and one copy retained at the delivery unit.

141.2 Special Office Mail Counts

When management desires to determine the efficiency of a carrier in the office, a count of mail may be made. The carrier must be given one day's advance notification of this special count. Use Form 1838-C to record count and time items concerned. The carrier must be advised of the result of the office mail count.

142 **Extension of City Delivery Service**

142.1 **Requirements for Extension**

The requirements for extension of city delivery service are outlined in Section 611 of the *Postal Operations Manual*. These instructions are supplemented by Management Instructions which can be obtained from the designated district.

142.2 **Definitions**

142.21 **Extensions**

Pertain to new deliveries in areas not included in the boundaries of present delivery service.

142.22 **Ingrowth**

That area presently located within present delivery boundaries. The preparation of Form 697, *Extension of City Delivery Service*, is not required for additional deliveries added because of ingrowth. These new deliveries are to be recorded on Form 1621.

142.3 **Action After Approval**

When requests for extensions of city delivery are approved and with the return of Form 697 from the designated authority, the manager must:

- a. Determine which route will serve the area.
- b. Determine if adjustment to the route is necessary. (Where the extension provides delivery to only a few new stops, the time involved can be absorbed by the carrier without any adjustments.)
- c. When adjustment is necessary, make it promptly if it can be made without a special inspection, using the formula shown in 141. When adjustments are made without inspection, the adjustments must be fully discussed with the carrier.
- d. Make special route inspection when adjustments cannot be made as suggested in 141.
- e. When determined that rural delivery service will be provided, follow the regional instructions for extensions of rural delivery. Keep in mind that extensions of rural service must be effective on the first day of a pay period and that approved Forms 4003, *Official Rural Route Description*, must be submitted to the respective postal data center 1 week prior to the effective date.

143 **(Reserved)**144 **Expedited Preferential Mail Delivery Program**144.1 **Description**

This is a system designed to give management better control of their delivery operation. It is designed to rearrange the sequence of carrier work functions and establish an earlier and consistent leaving time. Under this system, carriers normally case only preferential and time-value mail in the morning. The casing of non-preferential mail and markup work is done in the afternoon when the carrier returns from the route. Parcel post will be handled in the established manner.

144.2 **Approval**

This system is optional and should be installed in only those delivery units where tangible benefits will be provided to the customer and/or the USPS. District managers have the authority to approve implementation and such approval must be obtained prior to inception of this program.

144.3 **Management Advantages**

144.31 General advantages to management are:

- a. Greater opportunity for organizing, directing, coordinating, and controlling the activities during the office phase of delivery operation.
- b. Better control over auxiliary assistance and overtime.
- c. Greater flexibility in assigning assistance to routes.
- d. Opportunity for maintenance staff to make vehicle repairs earlier in the day.
- e. Availability of vehicles used by carriers for other assignments to improve vehicle utilization.

144.32 Properly arranged and managed, routes under this program can provide more consistent delivery of non-preferential mail each day. Non-preferential mail distributed in the mail processing unit during non-premium daytime hours and moved to the delivery units early in the afternoon may be cased for next day delivery. Where necessary to meet the changing volume fluctuations of non-preferential mail, delivery managers have the afternoon and evening hours in which to assure completion of route casing of this mail for next day delivery. Improvement in actual flow from distribution to delivery and provision of more consistent delivery of this mail can and should provide definite service improvements.

144.33 It is not intended that the Expedited Preferential Mail Program promote release of regular carriers before completion of 8 hours service daily. Local management must ensure that each regular route is adjusted as nearly as possible to an 8-hour workday for the carrier.

144.4 **Customer Benefits**

Benefits to the customer include the following:

- a. Earlier delivery.
- b. More consistent delivery.
- c. Earlier return of mail collected by carrier on route.

144.5 **Operational Review**

This system is not practical nor necessary to all post offices or delivery units. Carefully review local operating conditions (i.e., mail arrival and availability, present schedules for distribution and delivery, etc.) to determine if the system can be used successfully. Generally, the system is designed for residential units and may not be effective at business stations.

144.6 **Route Adjustments**

If routes are properly adjusted before implementation of this system, route adjustments will not normally be required when the system is installed. In a reasonable period after implementation, review workload for possible adjustment.

144.7 **Implementation**

- 144.71 Establish carrier leaving time, keeping in mind that one of the prime objectives is to provide earlier delivery while maintaining a consistent leaving time. Proper scheduling of carriers should negate any basis for early departure times for route deliveries.
- 144.72 Adjust carrier reporting time only to provide for casing of preferential mail, and time-value mail, and markups for delivery within the same station.
- 144.73 Establish schedule for return from route and afternoon office work.
- 144.74 If possible, the carrier should case only the preferential and time-value mail in the morning since this will aid supervision in visually assessing workload for that delivery trip.
- 144.75 Require carriers to complete Form 1571 in the morning for undelivered preferential and time-value and another in the afternoon for non-preferential mail. Require completion and submission of the form in duplicate by carriers who request copies.
- 144.76 Avoid casing local third-class mailings in the morning.
- 144.77 This system is designed to control overtime and auxiliary assistance. The use of office assistance to case non-preferential mail and/or perform markup work can be an effective tool to achieve this objective.
- 144.78 Require carriers to place flats in delivery sequence in the afternoon. This will permit the relatively low volume of preferential flats to be inserted the following morning and reduce the morning office time needed.

144.8 Coordination with Mail Processing

- 144.81 Coordinate with mail processing unit to ensure that carrier schedules are consistent with mail availability and that proper flow can be established and maintained.
- 144.82 Assure that accountable mail will be available to carriers for earlier departure.
- 144.83 Request that non-preferential mail be kept separate in distribution.

144.9 Transportation

Adjust vehicle runs to stations to:

- a. Eliminate unnecessary early morning trips.
- b. Provide necessary mid-day runs so that non-preferential mail is available for afternoon casing by carriers.
- c. Provide transport to mail processing unit of that mail collected by letter carriers on their routes.

145 VIM (Vertical Improved Mail)**145.1 What VIM Applies To**

VIM applies to the delivery and collection of mail in high rise and multi-tenant office buildings.

145.2 Three Versions

- 145.21 VIM is adaptable to both proposed and existing office buildings and exists in three versions:
- a. Call window concept.
 - b. Lock box concept.
 - c. Mechanical system concept.
- 145.22 The three versions in 145.21 are designed to move mail rapidly into a building, make it available to all tenants at the start of the day, and move outgoing mail rapidly into the mainstream. (See Publication 196, *Planning for Central Mail Delivery*.)

145.3 Planning Early

The delivery unit managers must immediately inform the District office when it is known that a multi-storied office building is contemplated. This will enable the appropriate district representative to contact and to solicit the cooperation of the building architects, planners, and owners. This must be done as early as possible. In offices without a district representative, the postmaster and the unit manager should meet with owners, architects, or planners to solicit their cooperation, after consultation with the District office.

145.4 Maintain High Degree of Efficiency

Delivery unit managers with VIM installations in their delivery area are expected to be thoroughly familiar with all phases of their VIM delivery and must perform street supervision to maintain the service at a high degree of efficiency and to give the tenants the service to which they are entitled.

15 City Delivery Service Motorization

151 Surveys

Two types of operational surveys are to be conducted to determine feasibility of motorization, as follows:

- a. The first study will be an operational review of each delivery unit having foot routes to see if it is practical and feasible to install vehicles.
Consider:
 - (1) Area and type of delivery serviced by each delivery unit.
 - (2) Availability of parking facilities, docking, and maneuvering area.
 - (3) Street, road parking, and traffic conditions.
 - (4) Distance, travel time, and type of transportation necessary to transport the foot carriers.
 - (5) Night time security for the vehicles while parked at delivery unit or parking area.
 - (6) Fuel conservation.
- b. Following the first survey, a second survey will be conducted by local management. Initiate and complete Form 4315, *Evaluation of Routes for Motorization*, in original and two copies, to reflect present and proposed costs only for those letter routes being considered for motorization. A separate Form 4315 must be completed for each delivery unit. Before actual conversion, the unit manager must evaluate and adjust routes as necessary. Use the formula dealing with Route Adjustment Without Special Inspection. (See 141.1.)

152 Selection of Vehicles

152.1 Selection of vehicle type is governed by many factors, such as:

- a. Terrain.
- b. Number of curblin box deliveries, door dismounts, and park and loop stops.
- c. Miles of travel.
- d. Pieces of parcel post delivered daily.
- e. Climate.
- f. Traffic (environment and speed of travel).
- g. Average daily mail (cubic volume).

h. Average lot frontage.

152.2 In addition, the unit manager may request and assign vehicles using the chart printed below, as a guideline:

Route Category	Description of Route	Type and Capacity Vehicle
0	50 or more curblines stops and door dismounts; 0 to 15 miles of travel; 30 or less average parcel post daily	Right-hand drive; light delivery
1	50 or more curblines stops and door dismounts; more than 15 miles of travel; 30 or less average parcel post daily	Right-hand drive; light delivery
2	50 or more curblines stops and door dismounts; unlimited mileage; 31 or more average parcel post daily	Right-hand drive; 1/2 ton truck
3	One to 49 dismounts; unlimited mileage; 30 or less average parcel post	Right-hand drive; light delivery Left-hand drive; light delivery
4	One to 49 dismounts; unlimited mileage; 31 or more average parcel post daily	Right-hand drive; 1/2 ton truck Left-hand drive; 1/2 ton truck

153 Preparation for Conversion

After District approval to proceed with motorization and before the vehicles are assigned, the delivery unit manager shall:

- a. Notify the craft organization representative as promptly as possible of the date changes will be made.
- b. Issue 30-day cancellation notices on driveout agreements.
- c. Assure that all carriers are qualified to drive the vehicles that will be assigned to them and hold a valid state driver's license.
- d. Relabel the case to conform to new delivery pattern.
- e. Make adjustments at the time of implementation.
- f. Revise remaining parcel post, relay, and collection schedules.
- g. Make arrangements for removal of relay boxes declared surplus.

154 Route Inspections

Inspect routes 30 days after start of motorization except for vehicles assigned during accounting periods 3-9-10-11-12. Schedule inspections within 15 days after these abnormal periods. Make final route adjustments and complete the after cost section of Form 4315 as a result of count and inspection. Further attention must be given if actual after cost per delivery is greater than proposed cost per delivery shown on Form 4315.

16 Parcel Post

161 Parcel Post Delivery Requirements

The day-to-day supervisory requirements for parcel post routes are basically the same as for city letter carrier routes. The office work routine, both before leaving for the route and after returning from the route, is somewhat different, as follows:

- a. Determine workload by inspecting incoming volume. Check parcel post in sacks and containers and include outsides. Determine number of delivery hours needed, based on reasonable efficient performance, and set up runs. More parcels can be delivered per hour when mail volume is high rather than when it is low. (See performance rates during the last count and inspection period.)
- b. Withhold, generally, all small parcels (not exceeding 2 pounds) to be delivered by foot carriers. Don't delay getting these parcels to the foot carriers.
- c. Adhere to a distribution cutoff time, generally. Do not require that parcels distributed after this time connect with same day delivery.
- d. See that parcel post carriers obtain accountable items prior to loading their vehicles and load both at the same time, setting up the parcels in sequence of delivery as they load parcels and/or sacks.
- e. See that loading of parcels on vehicles is efficient. See that carriers do not dump more than one sack separation at the dock and set it up in order of delivery. Carriers must leave promptly after loading and must take enough parcels to minimize returning to the office.
- f. Unit managers must make periodic checks to determine that the maximum number of firm directs are being made. Make a 3-day check on the number of firms that received five or more parcels daily and make direct sacks for these firms. (Use Form 1838-B, *Parcel Post Firm Delivery Worksheet*.)

162 Analysis of Parcel Post Operations

Review assignment records (PS Form 3997 or electronic equivalent from a nationally approved computer system that provides equivalent information) to determine which runs frequently require overtime and/or auxiliary assistance. Also, periodically make an analysis of PS Form 1571 to determine when and how frequently parcel post is curtailed.

163 Review of Sack Routing System

Review the sack routing system to determine if improvement or modification is necessary. Determine if some separations should be split or consolidated or if more direct separations should be made. See that clerks sack all sackable mail. When numbered insured parcels are included in a firm direct sack, place an X on the label so that the parcel post carrier will know to obtain a receipt.

17 Travel and Transportation of Carriers

171 City Carrier Transportation Agreement

171.1 Administration

171.11 The administration of city carrier transportation agreements requires that all city delivery managers review the several items and apply the guidelines in Part 171 to assure that:

- a. Agreements are warranted.
- b. Mileages are calculated properly.
- c. Relays are justified.
- d. Proper payment for the carrier's vehicle is made.

171.12 A carrier must not use a privately owned vehicle to drive to and from the route until a Form 1311, *Carrier Transportation Agreement*, has been executed. This prohibition must be rigidly enforced.

171.2 Travel Time

To determine whether public transportation or use of privately owned vehicle is more economical, make the following computations:

- a. Public Transportation.
 - (1) Determine travel time to and from the route (unit managers must (a) physically check the time a carrier must leave the office to connect with transportation, and (b) determine the overall time from the office to the first delivery and from the last delivery to the office at proposed scheduled leaving and returning times); post office to first delivery; and last delivery to post office. (Figure minutes x current rate per minute.) The current regional hourly rate can be obtained from the District.
 - (2) Determine carfare to and from the route.
 - (3) Arrive at the total cost by public transportation by adding the amounts obtained in 171.2a(1) and (2).
- b. Privately owned vehicle (Form 1311, *Carrier Transportation Agreement*).
 - (1) Multiply the travel time to and from the route (from the current Form 3999, *Inspection of Letter Carrier Route*) x current rate per minute. If no current Form 3999 is available, make a physical check.
 - (2) Determine the driveout agreement cost to and from the route. (Exclude the cost for relays, passengers, and car movements between route segments.)
 - (3) Arrive at the total cost under the driveout agreement by adding the amounts obtained in 171.2b(1) and (2).

171.3 Distances

171.31 The distance from the delivery unit to and from the route shall be the distance from the platform or post office exit (not where the vehicle is parked) to the point of the first delivery or to the point of the last delivery.

Note: The distance from the end of the route to the delivery unit is used only where the route begins at a distance less than 1/2 mile from the delivery unit and ends at a distance more than 1/2 mile from the delivery unit.

171.32 The distance between segments of routes shall be the distance from the last delivery point of a segment to the point of the first delivery of the next segment.

171.33 New construction or demolition may result in distance changes requiring recomputation.

171.34 Form 1311 provides for reimbursement for each car movement when a carrier uses his or her vehicle as transportation for distance of more than 1/2 mile between segments of a route or routes. The necessity for all these moves must be determined, and distances verified by the route examiner or manager performing inspections. When one or more stops are added between these segments, the distances must be remeasured to determine if the allowance is still warranted.

171.35 Managers must be alert to changing carriers' line of travel where distances from starting and ending points to the delivery unit can be reduced to less than 1/2 mile separately, without adversely affecting the service or requiring substantial scheme changes.

171.36 The location of a suitable and reasonable lunch place and time must be a subject of discussion between the carrier and the unit manager. The authorized location(s) must be on or within a minimum reasonable distance from the route. Particular attention must be given to the reasonableness of the distance to the eating place and back to the route. If at all possible, the authorized lunch stops should be on the line of travel.

171.4 Relays

171.41 Purpose

Use the guidelines in Section 171.42 to determine if relays may be carried under a carrier transportation agreement or delivered by other means.

171.42 Guidelines

171.421 Do not include relays in agreements when:

- a. The same box is served by a relay carrier, or
- b. A relay carrier serves other relay points and other collection points in the same general area.

171.422 Weigh relays for a period of 1 week during an average mail volume period to determine the number warranted, before authorizing their handling under a

transportation agreement. When relays are included under an existing agreement, weigh them periodically but not less than once annually.

- 171.423 Do not include mileage for depositing relays in collection boxes in “to and from” route mileages. (See Note in 171.31.)
- 171.424 Determine the most economical method of transporting relays — under driveout agreement or by relay carrier — as follows:
- a. Daily cost to transport relays under driveout agreement;
 - (1) Multiply the number of relays carried by the current rate (from Form 1311 of route being considered).
 - (2) Multiply the minutes used by the carrier to load relays (from Form 3999) by the current rate per minute.
 - (3) Multiply the minutes used by the carrier to deliver relays to relay boxes (from Form 3999) times the current rate per minute, generally from the first delivery point and return. If relays are delivered enroute to the first delivery point, determine the additional time required.
 - (4) Arrive at the total daily cost to transport relays under the driveout agreement by carrier by adding the amounts obtained in 171.424a(1), (2), and (3).
 - (5) To arrive at the daily cost per relay, divide the cost in 171.424a(4) by the number of relays in 171.424a(1).
 - b. Daily cost to transport relays by relay carrier (postal or contract vehicle):
 - (1) Multiply the number of minutes of all relay carriers (daily average from Form 1840-A, *Summary of Carrier's Count of Mail — Parcel Post and Combination Services*, office, and street time) times current rate.
 - (2) Multiply the number of minutes of all vehicles (daily average minutes from Form 1840-A) times regional vehicle rate per minute.
 - (3) Arrive at the total daily cost to transport all relays by relay carrier by adding 171.424b(1) and (2).
 - (4) Daily cost per relay (divide cost 171.424b(3) by the average number of relays reported on Form 1840-A).

Note: In this computation, give consideration to the necessity of collections being required from boxes in the area involved.
 - c. Compare the cost of relays under the transportation agreement (171.424a(5)), with the cost of relays delivered by relay carriers (171.424b(4)), calculated by a trial run. Before entering into a new transportation agreement, the preceding analysis for 171.424a can be calculated by trial runs. Driveout agreements have included relays to avoid foot carriers waiting for relays. If all carriers scheduled leaving time is enforced and a foot carrier is required to carry out a sufficient amount of mail, there should be no instance when a foot carrier waits

for relays. Hence, waiting for relays would be no valid reason for delivering relays under a driveout agreement when it is more costly to do so.

171.5 **Termination of Transportation Agreements**

Individual carrier agreements must be terminated on giving a 30-day written notice when:

- a. Postal-owned or leased vehicles are furnished.
- b. Distances to and from the route change which, in turn, affect transportation compensation.
- c. Carrier wishes to terminate.

172 **Transit Agreement (Public Transportation)**

172.1 **Administration**

Review of Form 7365, *Transit Agreement*, must be made in June of each year to ensure that the annual payment for transportation of carriers on public conveyances represents minimum cost for service rendered. Transit agreements continue in effect from year to year unless canceled or amended. When more than one transportation company serves the same postal district, separate agreements may be entered into with each company. Do not enter into agreement with a company not agreeing to an anti-discriminatory clause.

172.2 **Annual Review**

172.21 The following delivery factors diminish the use of public transportation by city carriers:

- a. Route motorization.
- b. Change in delivery frequency on two-trip routes.
- c. Transportation (driveout) agreement with carriers.
- d. Changeover of a carrier route from one requiring public transportation to or from the route to a walkout route.

172.22 Determine whether one or a combination of above factors occurred requiring renegotiation of a new contract effective at the beginning of the fiscal year. Determine cost per ride to make certain it is not more than public fare.

172.3 **Review Between Annual Renewal Dates**

Renegotiate a new carfare agreement between annual renewal dates when administrative delivery changes, affecting the use of public transportation by carriers, result in a cost reduction of more than \$100 for the balance of the year.

172.4 **Authentication for “United States Postal Service”**

172.41 Prepare Form 7365 in quintuplicate.

- 172.42 All copies must be authenticated by the contracting officer in the space *United States Postal Service* by [Signature of Contracting Officer and Date].
- 172.43 Make disposition of copies as shown on Form 7365.

172.5 **Cancellation**

When a transit agreement in force is canceled and a new one will not be submitted, officially advise the postal data center in writing of the effective date of termination.

173 **Emergency Vehicle Hire**

- 173.1 When an assigned vehicle is temporarily inoperable, the unit manager must properly provide for a replacement. Emergency hire should be made when arrangements cannot otherwise be made.
- 173.2 The unit manager must develop contingency plans to avoid unnecessary delay in obtaining replacement vehicles.
- 173.3 Emergency hire should first be sought with an employee willing to furnish a vehicle to serve the route. Use Form 4516, *Emergency Vehicle Hire Use*, to record the emergency hire. Use Form 4570, *Vehicle Time Record*, to document daily use. Form 1804-B, *Postmaster's Certification of Vehicle Hire Service*, is the instrument used to authorize payment for vehicle hire.
- 173.4 When necessary to go outside the post office for an emergency vehicle, other sources are local automobile dealers and car rental firms. Forms 4516 and 1804-B would be used as mentioned in 173.3. Every effort should be made to obtain the emergency vehicle at the lowest possible cost.
- 173.5 Use of emergency vehicle hire should be limited to 6 days. Where it appears the need will continue, secure a contract for temporary vehicle hire (60 days).

18 Quality Control Guidelines — Undeliverable as Addressed Mail

181 **Delivery Units — All**

181.1 **Responsibilities of the Delivery Unit Supervisor**

The delivery unit supervisor must:

- a. Review mail undeliverable as addressed (UAA) to identify errors and maximize efficient handling procedures at delivery units and at Computerized Forwarding System (CFS) units.
- b. Develop a schedule as management information for sampling UAA mail from one or more carriers. Check enough routes to assure that all routes and employees are reviewed frequently. Conduct more frequent reviews on those routes where the checks reveal that the quality of service needs upgrading. Record the results of the review. Provide training for the carrier in the proper methods and procedures when

required. Maintain a review form for each carrier in a binder. This will enable the manager to evaluate the performance of the carrier on an ongoing basis. Also maintain a consolidated review form so that the delivery manager may analyze the units overall performance on “no record mail.”

- c. Review mail preparation to determine if it is being sent to the forwarding unit according to local instructions. Check carrier cases to assure Forms 3575, *Change of Address Order*, are not being held by the carrier until the effective date. Form 3575 should be annotated on Form 3982 and sent to the CFS unit immediately upon receipt, regardless of the effective date.
- d. Review mail for misthrows, especially after scheme changes.
- e. Review machineable and non-machineable separations to determine if they contain mail that must be delivered as addressed, or sorted to one of the basic separations for undeliverable as addressed mail on the carrier’s case. (This can be accomplished by randomly withdrawing from separations and verifying existence of a current removal from Forms 3982, *Changes of Address*.) If necessary, review of some or all of the mail cased to these separations can be completed after a carrier leaves the office.

Note: Delivery employees should case mail according to the address — unless it triggers recollection of a change of address. Only then should name on the mail be considered. No mail is to be cased to the CFS separations unless the employee is sure the addressee has moved. When an employee has no recollection of a change of address, any mail to that address must be cased for delivery.

- f. Review mail cased to the basic separations for undeliverable as addressed mail on the carrier’s case.
- g. When a carrier indicates that mail should have been processed by the Computerized Forwarding System (CFS) the delivery manager must:
 - (1) Check Form 3982 in the carrier’s case for additional information.
 - (2) Have current Forms 3575 researched promptly to determine why no change of address for the customer is in the CFS database. (Form 3575 must have new address label affixed to show that change of address was processed.)
 - (3) Return mail and the overprinted facing slip to the CFS with the necessary information for proper handling.
- h. When the delivery manager finds that mail was proper for review due to no record at CFS, the carrier must be instructed concerning:
 - (1) Delivery of mail as addressed when carrier does not recall a change of address for that delivery point. This mail will be returned to the carrier for delivery.
 - (2) Carrier’s completion of Forms 3575-Z and 3982 after the required holding period of 10 days for customers who have moved and

have not submitted a change of address (COA). Form 3575-Z is checked *Moved, Left No Address* in the space provided.

- (3) Separate bundling of UAA mail and placing of a facing slip on the top piece when Form 3575 is effective on the date received.

181.2 **Frequent Reviews**

On those routes where the checks reveal that the quality of service needs upgrading, conduct frequent reviews in addition to those in 181.1.

182 **Computerized Forwarding Units**

CFS or the responsible employee will:

- a. Instruct all CFS employees to hold out all bundles of separated mail identified for quality control review.
- b. Record reviews by delivery area and route numbers as an analysis of handling procedures for UAA mail and for comparison in subsequent management control review.
- c. Assure that the facing slip is annotated to show initials of CFS handling employee, date received in CFS, and date mail and facing slip were returned for attention of the delivery unit manager.
- d. Review internal handling of mail bearing legends such as *Address Correction Requested, Return Postage Guaranteed, etc.*
- e. Review for legibility and completeness: Forms 3547, *Notice to Mailer of Correction in Address*, and 3579, *Undeliverable Standard Mail (A) & (B) and Special Standard Mail (B)*, as to use of key numbers and return of entire address labels when notifying customers. Assure the same control of photocopying/imaging of these forms.
- f. Initiate appropriate corrective action as warranted.

183 **Other Units**

Managers responsible for box sections or other units where UAA mail will occur shall observe instructions above when conducting quality control reviews.

184 **Attempted, Not Known Mail**

184.1 **Street Delivery**

Before any mail is deposited in a separation labeled "Attempted, Not Known," delivery must be attempted at the street address that appears on the mail regardless of class unless the delivery employee has personal knowledge that the addressee is not known at the address.

184.2 Post Office Box Delivery

No mail addressed with a complete state, city, and post office box number is to be deposited in a separation labeled "Attempted, Not Known" until:

- a. Delivery has been made to the post office box in the address and has been returned as "Unknown" by the boxholder, or
- b. The boxholder has advised that mail for this person is not to be deposited in that post office.

This page intentionally left blank

2 Mail Counts and Route Inspections

21 Advance Preparations

211 **Selecting Period for Mail Counts and Route Inspections**

- 211.1 In order to achieve and maintain an appropriate daily workload for delivery units and routes, management will make at least annual route and unit reviews consisting of an analysis of items listed in section 214, and workhours, volumes, and possible deliveries. Items listed in section 213 may also be utilized in the review. These reviews will be utilized to verify adjustments which have been taken by management, or need to be taken by management, in order to maintain efficient service. The results of the review will be shared with the local NALC President, or designee, and the regular letter carrier(s) serving the route(s) that require adjustment. In some units it may be necessary to proceed with mail counts and route inspections on one or more routes. These inspections will be conducted between the first week of September and May 31, excluding December.
- 211.2 The period selected for the mail count and route inspections should be determined as far in advance as possible, and the local union should be notified of this schedule. If it is necessary to change the period, the local union should be notified of the revised schedule as far in advance as practicable.
- 211.3 In selecting the count period, remember that all route adjustments must be placed in effect within 52 calendar days of the completion of the mail count, and no major scheme changes should be made between the period November 15 and January 1. Exceptions must be approved by the district manager in accordance with the Memorandum of Understanding dated July 21, 1987, related to Special Count and Inspection — City Delivery Routes. The local union will be notified promptly of any exception(s) granted. An important item to consider when granting an exception is the different types of relief laid out in section 243.21b.
- 211.4 Absences, for other than emergencies, will not be granted during the week of count and inspection. If it can be anticipated that there will be a count and inspection of the carrier routes at an installation, to the extent possible, planning for that inspection should normally be completed before annual

leave bidding begins. This will enable management to exclude from leave charts the week selected for count and inspection.

212 Responsibility for Advance Preparations

- 212.1 The postmaster or designee is responsible for seeing that advance preparations are made for mail counts and route inspections and that they are coordinated with all managers concerned.
- 212.2 Arrangements must be made to see that enough mail count and inspection forms and other needed supplies are on hand.

213 Review and Analysis of Carrier Control Forms

Three or four weeks prior to the scheduled period of formal mail counts and route inspections, an analysis should be made of:

- a. Form 1571, *Undelivered Mail Report* (see exhibit 126.2, *Analysis of Curtailed Mail (From Form 1571)*).
- b. Form 1813, *Late Leaving and Returning Report — First Carrier Delivery Trip*, or PSDS printout (see exhibit 126.42, *Analysis of Late Leaving (From Form 1813 or PSDS Printout)*).
- c. Form 3996, *Carrier - Auxiliary Control* (see exhibit 131.222).
- d. Form 1840-B, *Carrier Time Card Analysis* (see exhibit 213d (p. 1, 2, 3, and 4)).
- e. Form 3968, *Daily Mail Collection Record* (see exhibit 213e). Used for collection routes only.
- f. PS Form 3997, *Unit Daily Record* (see exhibit 126.3), or electronic equivalent from a nationally approved computer system that provides equivalent information.
- g. Form 3921, *Daily Delivery Unit Volume Recording Worksheet*.

Exhibit 213d (p. 1)
Form 1840-B

Instructions

General

Select timecards or PSDS Carrier Report Printouts for carriers assigned to each route for a seven-week period prior to the count and inspection week per instructions in Sec. 242.323, Handbook M-39. Do not use weeks during the months of June, July, August, or December. Do not include time of leave replacement carriers. Special Instructions: For carriers serving two trips routes, use a separate Form 1840-B for each trip.

1. Group same day of the week together; all Saturdays, Mondays, Tuesdays, etc., and show the day of the month in the "Day of Week" column.
2. Enter the scheduled begin, return, and end times; the scheduled morning and afternoon office time; the scheduled street time, and the total time above each day of the week.
3. From the timecards or PSDS Carrier Report Printouts, enter the actual begin, leave, return and end times for each day. Only the days the regular carrier served the route are to be recorded on Form 1840-B.
4. Compute and record the morning and afternoon office time, street time, and total time used each day.
5. From Form 3996, enter the approved overtime and auxiliary assistance used each day, as indicated in Item K of the Form, less any travel time.
6. Enter the amount of time used to provide auxiliary assistance to other routes.
7. Enter the appropriate volume count by mail type.
8. Total the morning and afternoon office time, street time, overtime, and auxiliary assistance (office/street) for each day.
9. The eighth week to be recorded is the week following the week of count and inspection. The regular carrier must serve the route at least one day during this week, or the week is not to be recorded. No future weeks are to be used under any conditions.
10. Divide the total for each item by the number of days the assigned carrier worked on each group of Saturdays, Mondays, Tuesdays, etc.
11. From Form 1840, enter the street time, office time (AM & PM combined), total, and auxiliary assistance (office/street) used on the comparable day of the week during the count period. Circle in black the day of inspection total.

Analysis

Before the count period:

1. Compare the actual time used with the scheduled time to determine whether:
 - a. Carrier adhered to schedules.
 - b. There was excessive late leaving and/or returning.
 - c. There was excessive office time used on return from delivery trip.
 - d. A regular pattern on certain week days has formed to indicate an adjustment in schedule is necessary.
2. Circle in red time entries and totals where irregular practices occurred or schedule was not maintained.

After the count period:

1. Compare average time used on each day during analysis period with the same day during the count.
2. Determine whether office time and street time is more or less for comparable days. If the office time or street time during the count period is more than the analysis period, discuss with the carrier to determine the reason.
 - a. When the time used during the count and inspection period is substantially greater than the analysis period, the supervisor must compare the mail volume for the periods where available.
3. When the supervisor concludes that the time used during week of count and inspection does not truly represent the time required to serve the route as substantiated by the comparative analysis, appropriate corrective action must be taken.

IMPORTANT: In making this comparative analysis, be sure all factors are considered. Where the performance during the count period varied from that during the comparative period, include the comments of the carrier's supervisor in the space provided.

PS Form **1840-B**, November 1997 (Page 1 of 4)

Exhibit 213d (p. 2)
Form 1840-B

United States Postal Service						Post Office				Delivery Unit						
Carrier Time Card Analysis						Hometown				Bryan Station						
Route No.		Carrier's Name				Period Used				Date						
1318		K Gallo				From 3/17/79 To 3/17/80				3/10/80						
Day of Week	Begin	Leave	Office Time AM	Return	Street Time	End	Office Time PM	Total	Overtime Used	Auxiliary Asst.	Transfer Time	Delivery Volume				
Schedule	6.00	8.83	2.83	14.33	5.00	14.50	.17	8.00		OFF	STR	Ltr	Flt	Seq	DPS	
3/17/79	Sat	6.00	9.53	3.53	13.93	3.90	14.03	.10	7.53			.50	680	483	832	
4/28/79	Sat	6.00	9.68	3.68	13.98	4.30	14.10	.12	7.60			1.00	583	414	713	
5/12/79	Sat	7-6														
9/11/79	Sat	6.02	8.71	2.69	13.51	4.30	13.61	.10	7.09				659	460	482	
10/20/79	Sat	0							0							
11/24/79	Sat	6.05	9.12	3.07	14.08	4.46	14.20	.12	7.65			1.00	745	529	911	
1/12/80	Sat	6.00	8.85	2.85	13.60	4.25	13.68	.08	7.18				659	460	805	
3/1/80	Sat	0							0							
TOTAL	Days			15.82		21.21		.52	7.05			2.50	3326	2346	482	4066
Average				3:10		4:14		:06	7:30			:30	665	469	96	813
Comparable Day (Form 1840)					3:50			2:45	6:35				712	482	897	
Schedule	6.00	8.83	2.83	14.33	5.00	14.50	.17	8.00								
3/19/79	Mon	6.00	8.85	2.85	13.89	4.54	13.99	.10	7.49			.50	724	518	884	
4/30/79	Mon	6.00	8.83	2.80	13.83	4.50	13.91	.08	7.38				680	483	832	
5/14/79	Mon	6.02	8.83	2.81	13.83	4.50	13.91	.08	7.39				680	483	852	
9/3/79	Mon	6.00	8.90	2.90	13.96	4.56	14.01	.08	7.54			.50	702	506	858	
10/22/79	Mon	7-6														
11/26/79	Mon	Holiday														
1/14/80	Mon	0							0							
3/3/80	Mon	0							0							
TOTAL	Days			11.36		18.10		.34	7.80			1.00	2786	1990	3426	
Average				2:50		4:32		:06	7:25			:15	697	497	857	
Comparable Day (Form 1840)					4:38			2:47	7:25				752	518	907	
Schedule	6.00	8.83	2.83	14.33	5.00	14.50	.17	8.00								
3/20/79	Tue	6.00	8.70	2.70	13.70	4.50	13.80	.10	7.30				659	472	805	
5/1/79	Tue	6.00	8.67	2.67	13.73	4.56	13.81	.08	7.31				720	460	720	
5/15/79	Tue	6.05	8.83	2.78	13.87	4.54	13.95	.08	7.40				680	483	767	
9/4/79	Tue	6.00	8.75	2.75	13.73	4.48	13.81	.08	7.31				670	472	793	
10/23/79	Tue	6.00	8.65	2.65	13.67	4.52	13.77	.10	7.27				648	460	792	
11/27/79	Tue	7-6														
1/15/80	Tue	6.00	8.83	2.82	13.72	4.40	13.95	.23	7.45				680	483	753	
3/4/80	Tue	6.00	8.75	2.75	13.73	4.48	13.81	.08	7.31				670	472	818	
TOTAL	Days			19.12		31.48		.75	51.35				4727	3301	5447	
Average				2:44		4:30		:07	7:21				675	472	778	
Comparable Day (Form 1840)					4:35			7-6	7-6				724	503	841	

PS Form 1840-B, November 1997 (Page 2 of 4)

Exhibit 213d (p. 3)
Form 1840-B

		Day of Week	Begin	Leave	Office Time PM	Return	Street Time	End	Office Time PM	Total	Overtime Used	Auxiliary Asst.		Transfer Time	Delivery Volume			
Schedule			6.00	8.83	2.83	14.33	5.00	14.50	.17	8.00		OFF	STR		Ltr	Flt.	Seq	DPS
3/21/79	Wed	7-6																
5/2/79	Wed	0																
5/16/79	Wed	0																
9/11/79	Wed	6.00	8.83	2.83	13.93	4.60	14.08	.15	7.58						691	483		845
10/24/79	Wed	6.00	8.95	2.95	13.89	4.44	13.99	.10	7.49						713	506		871
11/28/79	Wed	6.05	8.90	2.85	14.04	4.64	14.12	.08	7.57						691	495		845
1/16/80	Wed	6.02	8.87	2.85	13.92	4.55	14.04	.12	7.52						697	527		839
3/5/80	Wed	6.00	8.89	2.89	13.99	4.60	14.09	.10	7.59						702	495		858
TOTAL	Days	5			14.37		22.83		.55	37.75					3494	2508		4258
Average					2.87		4.57		.11	7.55					699	501		852
Comparable Day (Form 1840)						4.42		2:50		7:32					737	529		876
Schedule		6.00	8.83	2.83	14.33	5.00	14.50	.17	8.00									
3/22/79	Thu	6.00	9.78	3.78	14.85	5.07	15.00	.15	8.50	.50			1.00	918	656		1122	
5/3/80	Thu	7-6																
5/17/79	Thu	6.00	8.82	2.82	14.30	4.98	14.40	.10	7.90					680	483		832	
9/6/79	Thu	6.00	8.83	2.83	14.33	5.00	14.50	.17	8.00					443	311	482	540	
10/25/79	Thu	6.04	8.85	2.81	14.15	4.80	14.27	.12	7.73					680	483		832	
11/29/79	Thu	6.00	8.95	2.95	14.20	4.75	14.30	.10	7.80					475	334		581	
1/17/80	Thu	6.00	8.83	2.83	13.90	4.57	14.10	.20	7.60					691	483		845	
3/6/80	Thu	6.00	9.00	3.00	14.12	4.62	14.20	.08	7.70					734	518		898	
TOTAL	Days	7			21.02		33.79		.92	53.73			1.00	4622	3266	964	5650	
Average					3.00		4.81		.13	7.68			.12	660	467	138	807	
Comparable Day (Form 1840)						4.58		3:12		8:10				685	512	482	843	
Schedule		6.00	8.83	2.83	14.33	5.00	14.50	.17	8.00									
3/23/79	Fri	6.00	9.52	3.52	14.27	4.25	14.50	.23	8.00			.75		853	610	482	1043	
5/4/80	Fri	0																
5/18/79	Fri	6.02	8.58	2.58	14.30	5.22	14.50	.20	7.98		.50			626	449	482	766	
9/7/79	Fri	6.00	9.03	3.03	14.54	5.01	14.75	.25	8.25	.25	.50			734	518	482	898	
10/26/79	Fri	6.00	8.75	2.75	14.28	5.03	14.50	.22	8.00					842	598	482	1030	
11/30/79	Fri	0																
1/18/80	Fri	0																
3/7/80	Fri	6.00	8.86	2.86	14.02	4.66	14.22	.20	7.72			.50		778	552	482	950	
TOTAL	Days	5			14.74		24.17		1.10	39.01		1.00	1.25	3834	2726	2410	4686	
Average					2.95		4.83		.22	7.80		.12	.15	767	545	482	937	
Comparable Day (Form 1840)						5.45		3:18		9:03				781	552	482	919	

Circle in Black day of inspection

Circle in Red

Exhibit 213d (p. 4)
Form 1840-B

From 2/23/80		To 2/29/80		Day of Week	Average Street Time
Random Lot Selection 3 4 2 1				Saturday	4:14
Random Weeks Beginning (Show Saturday dates for the first seven weeks selected and the date for the first delivery of the eighth week.)				Monday	4:32
Week Number	Year	Month	Date	Tuesday	4:30
1	1979	Mar.	3/17/79	Wednesday	4:34
2	1979	Apr.	4/28/79		
3	1979	May	5/12/79	Thursday	4:50
4	1979	Sep.	9/01/79		
5	1979	Oct.	10/20/79	Friday	4:50
6	1979	Nov.	11/24/79		
7	1980	Jan.	1/12/80	TOTAL	27:30
8	1980	Mar.	3/01/80		
				Average Daily Street Time	4:35
Comments					
<p><i>Saturday provides office assistance because of closed business deliveries. Monday and Fridays requires assistance on a regular basis. Friday office and street time of count week considerably more than comparable day of analysis period. Mail volume records show comparable workloads during the analysis period and count week, discussed with carrier inconsistent performance and he was unable to give a satisfactory explanation. Carrier was issued a Letter of Warning.</i></p>					
Supervisor's Printed Name B Kaplan			Supervisor's Signature B. Kaplan		Date 3/10/80
PS Form 1840-B, November 1997 (Page 4 of 4)					

214 Review of Operating Procedures

All operations at the delivery units should be reviewed and any unsatisfactory conditions should be corrected before the count is commenced. The review should include at least:

a. Letter Routes

- (1) Scheduled reporting and leaving times in relation to arrival time of mail at the unit and public transportation schedules.
- (2) Adequacy of carrier case equipment and condition of carrier case labels (see exhibit 126.5, *Review of Carrier Case and Work Area*).
- (3) Volume of preferential mail received on each dispatch prior to the carrier's leaving time.
- (4) Amount of missent/misthrown mail distributed to carriers.
- (5) Whether all approved segmentations of mail are being made up in the most efficient manner practicable.
- (6) Handling of accountable and signature mail by carriers at central markup offices. At the largest installations receiving a large volume of accountable and signature mail for delivery, local managers may make an exception allowing carriers to mark up this mail if accountable clerks are unable to expedite rehandling of the pieces in clearing carriers of proper responsibility.
- (7) Review of Carrier Route Book to determine if:
 - (a) Form 1564A — all items completed.
 - (b) Forms 1564-B and 3982 — posted on a current basis (see exhibit 126.5).
 - (c) Edit Book and/or Form 1621 — completed to show current number of deliveries (see exhibit 128.21, *Delivery Management Report*).
- (8) Review DPS Handling Procedures.

b. Parcel Post and Combination Services Routes

- (1) Scheduled reporting and leaving time of carriers in relation to scheduled receipts and distribution of incoming mail.
- (2) Adequacy and efficiency of relay service.
- (3) Adequacy of sack rack equipment and rack labels.
- (4) Whether intra- and inter-city trips to carrier-based stations are scheduled to provide dispatch of maximum volume of all preferential mail on the first trip.
- (5) Whether excessive errors in distribution are made.
- (6) Observation of office and street procedures, such as:
 - (a) Loading vehicles at dock. (If sack routing is used, the first sack separation only will be dumped.)
 - (b) Line of travel in serving route. (Managers should be very familiar with the routes and the territory they cover.)

- c. Collection Routes
 - (1) Whether collector is maintaining identity of customer-separated mail.
 - (2) Problems at platform; i.e., congestion, lack of equipment, etc.
 - (3) Vehicles — procedures used to obtain, return, and to report malfunctions. (See Handbook M-41, parts 831, 841, and 842.)
 - (4) Issuance of special instructions to collector.
 - (5) Collectors' duties. (See Handbook M-41.)

215 Posting Notice of Scheduled Mail Count and Inspection

- 215.1 A notice must be posted at the delivery unit in advance of the scheduled mail counts and route inspections, showing the beginning date of the count for each route and the day and date each route is scheduled for inspection. This notice must be posted at least 5 working days before the start of the count period. If a decision is made to inspect on days other than the scheduled date, 1 day's advance notice must be given.
- 215.2 Not later than the Wednesday preceding the count week, carrier schedules shall be posted for those routes requiring an earlier starting time to count the mail.

216 Managers' Assignments and Responsibilities

- 216.1 Any member of the management team may be used for the inspection of routes. They must be thoroughly familiar with the inspection procedures and shall be held responsible for the accuracy and completeness of all data assembled by them and for its proper evaluation.
- 216.2 Each manager who will be engaged in conducting mail counts and route inspections should be furnished in advance of the start of the count:
 - a. List of the numbers of the routes assigned to the examiner.
 - b. Day and date selected for the inspection of each route.
 - c. Reporting times of the carriers on the routes scheduled for inspection.
 - d. Transportation information.
 - e. Arrangements for lunch on the routes to be inspected.
 - f. Copy of Standard Operating Procedures (flow charts, special instructions) for the unit.
- 216.3 All available city delivery managers must be assigned to participate in this work so that the counts and inspections may be completed at each unit in the shortest possible time.
- 216.4 In stations and branches, managers and/or their assistants and delivery supervisors must be included as members of the route inspection team. However, when their unit is being inspected they should conduct normal office and street management activities, and analyze route inspection data and correct any deficiencies noted.

217 Dry-Run Count

- 217.1 A review of the count procedures will be made within 21 days prior to the start of the count and route inspection to teach the carrier how to accurately complete count forms (1838-C and 1838-A) during the period of count and inspection. An actual count of mail or recording of time used will not be kept on the day the dry run is made.
- 217.2 The sample dry-run count items, forms, and completion instruction must be furnished each carrier concerned in time to allow for completion and review prior to start of the period of count and inspection (see exhibits 217.2 (p. 1, 2, and 3)). Overtime or auxiliary assistance should not be used for the completion of the dry run. Therefore, a lighter volume day should be selected. Use only the appropriate data (EPM/Non-EPM) for the unit being inspected.
- 217.3 An instruction period should be held following the issuance of the dry-run materials but before the completion of the dry-run exercise.
- 217.4 The carrier must be furnished a sample list of mail-count items and time-used items. The carrier must enter these items on a *dry-run* form. A manager must review each completed dry-run form for accuracy, error, and omissions, and they must be discussed and explained to the carrier. When necessary, the manager may require a second completion of the form to assure that the carrier is thoroughly familiar with completing the form to be used.

Exhibit 217.2 (p. 1)

Instructions to Carrier for Dry-Run Count on Form 1838-C



Our Ref: _____ DATE _____
 Subject: Instructions to Carrier for Dry Run on Form 1838-C
 Carrier's Count of Mail — Letter Carrier Routes Worksheet
 To: All Carriers Concerned

A mail count and inspection is scheduled for your letter delivery route within a few days. In order that you might be more familiar with the accurate completion of Form 1838-C, a "Dry Run" count will be conducted in which you will complete the worksheet portion of the form to familiarize yourself with the procedures in its completion.

Record pieces and time items shown below on the worksheet in the proper spaces. Every carrier scheduled for route inspection (regular, carrier technician T-6, part-time flexible, and casual) is to complete a "Dry Run" form. Return the worksheet to your manager, who will review it and assist you when it appears there may be a misunderstanding in the correct method in making necessary entries. Review Chapter 9 of your Handbook M-41 for detailed instructions.

Count Items	Non-EPM Routes Pieces	EPM Routes AM	EPM Routes PM
Letter size	1,489	731	747
All other sizes – papers, flats, small parcels	361	95	266
Letter size – markups	121	41	80
All other paper for flat markups	24		24
Registered and certified	6	6	
Postage due	6	6	
Change of address	1		1
Parcels	18	18	
Sequenced and collated mail	400		400
DPS volume	963	963	

Actual Time Items	Non-EPM Routes Minutes	EPM Routes AM	EPM Routes PM
Show a beginning and ending time for each item.			
Inspecting vehicle	:03	:03	
Withdrawing mail	:06	:03	:03
Counting and filling out Form 1838-C	:36	:12	:12
Sequencing and collating by-pass mail	:13		:13
Registered, certified, keys, etc.	:04	:02	:02
Waiting for mail	:05	:05	

 Manager (Signature)

Note: Local manager should develop an "Answer" Form 1838-C worksheet to assist in prompt review of the "Dry Run." Dry Run Forms 1838-C should be so endorsed to avoid their being confused with actual mail count forms.

Exhibit 217.2 (p. 2)

Instructions to Carriers for Dry-Run Count on Form 1838-A

Our Ref:

Date:

Subject: Instructions to Carriers for Dry Run Count on Form 1838-A
Carrier's Count of Mail—Parcel Post and Combination Services
Worksheet/Management Summary

To: All Carriers Concerned

A mail count and inspection is scheduled for your parcel post and combination services route shortly. To ensure the accurate and uniform completion of Form 1838-A, a "Dry Run" count will be conducted in which you will complete the worksheet of the form to familiarize yourself with the procedures in completing the form.

Every carrier scheduled for route inspection (regular, carrier technician T-6, part-time flexible, and casual) performing parcel post and combination services on the route being inspected is to complete a "Dry Run" Form 1838-A by entering the following items in the proper spaces on the worksheet. Review Chapter 9 of your Handbook M-41 for detailed instructions.

Lower Portion of Form 1838-A Worksheet

Enter the trip numbers, time recordings, type of service and odometer readings.

Trip	B	L	R	E	Type of Service	Odometer	
						Beginning	End
1	700	712	782	786	1	10.0	16.5
2	786	808	888	892	R-C-F	16.5	21.8
3	892	912	1542	1566	P	21.8	32.9

Office time on Trip 3 includes time to complete worksheet.

Top Portion of Form 1838-A Worksheet

Record the following parcel post information.

Sack No.	No. of Work Sacks	Number of Pieces	No. of Truck Stops	No. of Deliveries
1	2	8 ordinary, 2 registered, 2 direct	7	9
2	2	10 ordinary, 1 COD, 1 direct	6	8
3	1	4 ordinary, 1 customs, 1 direct	3	5
4	1	5 ordinary, 1 registered	4	6
5	2	9 ordinary, 1 customs, 1 direct	5	8
6	1	6 ordinary	3	6
7	1	7 ordinary	5	6
8	1	6 ordinary, 1 registered	4	7
9	2	11 ordinary, 1 COD	7	10
10	1	5 ordinary, 1 direct	4	5

Exhibit 217.2 (p. 3)

Instructions to Carriers for Dry-Run Count on Form 1838-A

-2-

Enter the following inter and intra-city relays, collection and firms items:

Trip 1	-	1 truck stop	and	1 inter and intra-city delivery
Trip 2	-	8 truck stops	and	6 relay deliveries
				6 firm deliveries
				5 collection pickups
Trip 3	-	parcel post delivery		

Show sub-totals and totals for parcel post and relay, collection, firms, inter and intra-city.

When you have completed the entries on the worksheet, return it to your manager for review and assistance, if necessary.

Manager (Signature)

Note: Local manager should develop an "Answer Sheet" Form 1838-A worksheet with the above entries and compare with carriers' dry run forms to determine if they are being completed properly. Dry run Forms 1838-A should be so endorsed to avoid confusion with actual mail count forms.

218 **Estimating an Office Time for DPS Planning Purposes**

When Delivery Point Sequencing is to be implemented in a delivery unit, the following methodology will be used to estimate the impact on the affected city delivery routes:

- a. Determine the percentage of letter-sized mail targeted to be received in DPS order on the date when the adjustments will be implemented;
- b. Multiply percentage determined in step "a" by the average letter-sized mail received during the week of count and inspection (from Form 1840, column 1) to determine the number of letters for each route, targeted to be received in DPS order;
- c. Divide letters targeted to be received in DPS order (as determined in step "b") by 18;
- d. Divide letters targeted to be received in DPS order (as determined in step "b") by 70;
- e. Add results of steps "c" and "d" to determine estimated impact;
- f. For routes where the carrier was under standard time during the week of count and inspection, multiply results of step "e" by percentage of standard office time used during the week of count and inspection; the result is the estimated impact.

22 **Conducting the Count of Mail**

221 **Schedules and General Rules Governing Count**

221.1 **Letter Routes**

221.11 **Schedule**

The count of mail on all letter delivery routes, regular and auxiliary, must be for 6 consecutive delivery days on one-trip routes and for 5 consecutive delivery days, exclusive of Saturday, on two-trip routes or one-trip routes with abbreviated or no delivery on Saturday. It is not mandatory that mail counts begin on Saturday and continue through Friday so long as they are made on consecutive delivery days.

221.12 **Use of Forms**

221.121 Forms 1838 and 1838-C must be used as appropriate. (See Chapter 9 of Handbook M-41 for details on completion by carrier.)

221.122 All count forms should be completed daily in their entirety by the manager who is also required to post daily from Form 1838 the time items for columns A through G and the volume items for columns 1 through 7 on Forms 1840 for his or her group of routes. This is required to detect errors or irregularities on forms so that the manager may immediately discuss the matter with the

carrier and, if necessary, initiate corrective action before the next day's count so that the mistake will not be repeated.

- 221.123 Hand-held computers may be used to input data from the Form 1838-C worksheet and used to record office activities, mail volumes, possible delivery counts, and street delivery times by block face or ZIP+4 sector/segments of a route. The hand-held computer is not a new work measurement system but only a new and improved method of collecting information currently recorded manually on various route inspection forms.
- 221.124 Hand-held computers that are used on the day(s) of inspection by the examiner must be synchronized with the carrier's timeclock rings for begin tour, leave for street, return from street, and end tour, as appropriate. When hand-held computers are used, manually prepared Forms 1838, *Carrier's Count of Mail — Letter Carrier Routes (Mngt. Summary)*; 3999, *Inspection of Letter Carrier Route*; 3999-A, *Deliveries/Inspection Record — Worksheet*; and 3999-X, *Deliveries/Inspection Record — Worksheet*, are not required. Computerized facsimiles will be produced in lieu of these manually prepared forms.
- 221.125 Computers and software programs used in the mail count and route inspection process must be approved by the Delivery Policies and Programs at Headquarters, and conform to procedures outline in this handbook.

221.13 **General Rules for Making Count**

- 221.131 The carrier should count and record the mail every day except on the day of inspection when the mail must be counted and recorded by a manager. On one or more days during the count week, each route will be inspected by a manager. When management performs the mail count the carrier serving the route, upon request, may verify the mail count. Where hand-held computers are used on the day(s) of inspection, the route examiner will complete entries on Form 1838-C in the usual manner, except for line item elapsed time totals and mailpiece count totals by category. The calculations remain the same as previously performed manually. The carrier will continue to make timeclock entries on Form 1838-C for beginning, leaving, returning, and ending times. Total mail counts and times will be provided to the carrier on a computer generated facsimile of Form 1838, *Carrier's Count of Mail — Letter Carrier Routes (Mngt. Summary)*.
- 221.132 Replacement carriers assigned to regular, full-, and part-time routes must count the mail and enter the data on the prescribed forms in the same way as the full-time carrier.
- 221.133 There should be no changes in normal distribution procedures or clerical schedules during the period of mail counts. The normal cutoff time for distribution should be observed.
- 221.134 There must be no accumulation of curtailed mail on the day preceding the beginning of the count, and no mail may be curtailed on the last day of the count. (For exceptions, see 144, *Expedited Preferential Mail Delivery Program*.)

- 221.135 Carriers must not be allowed to case any mail upon their return to the office on the day preceding the first day of the count period. However, if a carrier is regularly scheduled throughout the year to case mail on return from the street, the carrier must continue to do so during the count period. Carriers must not case any mail for delivery after returning from the street on the last day of the count period until they have clocked off the Form 1838-C for the day. (For exceptions, see Chapter 1, Part 144, *Expedited Preferential Mail Delivery Program*.)
- 221.136 All mail distributed to the carriers up to the normal established cutoff time will be delivered every day of the count week except as required by 221.134 and 221.135.
- 221.137 If necessary, overtime may be used to enable the regularly assigned carrier to complete delivery during the days of the count week.
- 221.138 Only in very unusual circumstances or emergencies when excessive late delivery would result should auxiliary assistance be granted the regularly assigned carrier during the week of the count.
- 221.139 Each manager engaged in mail counts and route inspections is required to make unannounced selective checks on other than the route he or she is inspecting to verify the accuracy of the mail counts and all entries recorded by the carriers on Form 1838-C, *Carrier's Count of Mail — Letter Carrier Routes Worksheet*.

221.2 Parcel Post and Combination Services Routes

221.21 Schedule

The count of mail for parcel post or combination services routes must be conducted for 5 scheduled delivery days during a basic workweek. (Exception: In offices with 6-day delivery, a 6-day count must be made.)

221.22 Use of Forms

- 221.221 The count data must be recorded daily on Form 1838-A and Form 1838-B and summarized daily on Form 1840-A. This is required to detect errors or irregularities in the forms so that the manager may immediately discuss the matter with the carrier and, if necessary, initiate corrective action before the next day's count so that the mistake will not be repeated. (Chapter 9 of Handbook M-41 contains details on preparation of forms by carrier.)
- 221.222 A physical inspection of the route must be made on one or more days during the count week by a route examiner who must accompany the carrier during a full tour. No separate form is used in making a physical inspection of a parcel post or combination services route.
- 221.223 The route examiner must complete Form 1838-A, in duplicate, in its entirety and Form 1838-B, in duplicate, on the day the examiner inspects the route. A manager must also make a selected check of mail count time entries made by the carrier of Form 1838-A worksheet on other days during the count and inspection week.

221.3 Collection Routes

The count of mail for collection routes must be conducted for 1 day, on the day of inspection only, using Form 3999-B, *Inspection of Collection Route*, and completed by the examiner.

222 Completion of Forms 1838, 1838-A, 1838-B, and 1838-C**222.1 Worksheets**

The carrier completes (in duplicate) the *Worksheet* side of Form 1838-A, and Forms 1838-B and 1838-C. Delivery managers are to refer to Handbook M-41 for detailed instructions on completion of worksheets. (See exhibit 222.1, pp. 1–5.)

Exhibit 222.1 (p. 1)
Form 1838-C, Carrier's Count Mail — Letter Carrier Routes Worksheet

United States Postal Service Carrier's Count Mail - Letter Carrier Routes Worksheet				Post Office		Delivery Unit		Route No.	
				Mytown		Main Office		1357	
AM		PM		Carrier Marked-up	CFS	Actual Time Entries			
1. Letter-Size	743			3	85	EXPLANATION	TIME GUIDE	WRITE IN TIME	ELAPSED TIME
	218			3	85		E		
	112						B		
	1073						E		
							B		
2. Mail of All Other Sizes	484				17		E		
	315				17		B		
	72						E		
	871						B		
3. Accountable and Signature Mail							E		
Registered/Certified	5						B		
COD/Customs	1						E		
Postage Dues							B		
Express Mail							E		
5. All parcel Post over 2 lbs.	19			1		23	E	2:58	1
							B	2:57	
6. Sequenced and Collated	425					14	E	2:57	2
Letter Size							B	2:55	
							E		
						21(b)	E	8:55	3
							B	8:52	
Other Size						21(a)	E	8:25	3
							B	8:22	
9. 2nd-Class Marked up (exclude Form 3579)						23	E	8:20	4
							B	8:16	
10. Mail with Form 3579 attached						15	E	8:16	1
							B	8:15	
12. Change of Address Recorded	3					23	E	7:40	7
							B	7:33	
13. Insured Receipts Turned In						15	E	7:32	3
							B	7:29	
						14	E	7:28	3
							B	7:25	
						23	E	6:21	17
							B	6:04	
						19	E	6:04	4
							B	6:00	
Enter Line Number		DPS Volume Pieces: (7a)		To be added to line 7a on PS Form 1838		943			
In Explanation Column		LINE		Comments		Begin Here		TOTAL	
Registered-Certified-COD-Customs Postage Due-Form 3868-signing for, returning funds and receipts.		14		<i>Line 21(a) - Official communications with window clerk related to general delivery</i> <i>Line 21(b) - Trip to throwback case</i>				48	
Withdrawal of mail		15				E			
Sequencing and collating By-Pass Mail		16				R			
Actual Strapping out time		17				L			
Break (local option)		18				B			
Vehicle inspection		19				E		15.00 WE	
Office Work not covered by form (work functions must be identified and approved as being necessary and of a continuing nature) (use Comments Section)		21				R		14.84 WE	
Waiting for mail (office) and other office activities not performed on a continuing basis which are excluded in computing the net office time (Use Comment section)		22				L		09.68 WE	
Counting mail and filling out form 1838 worksheet		23				B		06.00 WE	
Signature of Carrier (or Examiner)		Day of Week				Date		Reg. - Repl.	
K. Andrew		Wed.		4/2/96		Reg		From To	
								11:40 12:10	

Exhibit 222.1 (p. 2)

Form 1838-C, Carrier's Count Mail — Letter Carrier Routes Worksheet

United States Postal Service		Carrier's Count Mail - Letter Carrier Routes Worksheet							
Post Office		Delivery Unit			Route No.				
<i>Hometown</i>		<i>Applegate Station</i>			<i>1357</i>				
AM		PM		Carrier Marked-up	CFS	Actual Time Entries			
1. Letter-Size						EXPLANATION	TIME GUIDE	WRITE IN TIME	ELAPSED TIME
621							E		
271							B		
892		142		2	45		E		
							B		
2. Mail of All Other Sizes							E		
378							B		
66		315			28		E		
444							B		
3. Accountable and Signature Mail							E		
Registered/Certified 8							B		
COD/Customs 2							E		
Postage Dues 1							B		
Express Mail 1						21(d)	E	3:29	
							B	3:28	1
5. All parcel Post over 2 lbs.				1		23	E	2:53	
12							B	2:48	5
6. Sequenced and Collated						14	E	2:47	
Letter Size							B	2:45	2
Other Size						21(c)	E	9:14	
							B	9:12	2
9. 2nd-Class Marked up (exclude Form 3579)						21(b)	E	8:50	
							B	8:45	5
10. Mail with Form 3579 attached						14	E	8:04	
							B	7:58	6
12. Change of Address Recorded						23	E	7:55	
							B	7:48	7
13. Insured Receipts Turned In						15	E	7:48	
							B	7:45	3
Enter Line Number		DPS Volume Pieces: (7a)				21(a)	E	7:34	
In Explanation Column		To be added to line 7a on PS Form 1838		987			B	7:32	2
LINE		Comments				22(a)	E	7:17	
Registered-Certified-COD-Customs Postage Due-Form 3868-signing for, returning funds and receipts.		14					B	7:15	2
Withdrawal of mail		15				23	E	6:22	
Sequencing and collating By-Pass Mail		16					B	6:05	17
Actual Strapping out time		17				19	E	6:04	
Break (local option)		18					B	6:00	4
Vehicle inspection		19				TOTAL			56
Office Work not covered by form (work functions must be identified and approved as being necessary and of a continuing nature) (use Comments Section)		21				Time Clock Rings			
Waiting for mail (office) and other office activities not performed on a continuing basis which are excluded in computing the net office time (Use Comment section)		22				E			
Counting mail and filling out form 1838 worksheet		23				R			
Signature of Carrier (or Examiner)		S Lynn				L			
I certify the above information recorded by me is correct.		Day of Week		Fri.	Date	B			
		Date		4/4/96	Reg. - Repl.	E			15.52 FR
		Reg. - Repl.		Repl.	Lunch	R			14.72 FR
		From		12:15	To	L			09.94 FR
		To		12:45	B			06.00 FR	

Exhibit 222.1 (p. 3)
Form 1838-B, Parcel Post Firm Delivery Worksheet

U.S. Postal Service PARCEL POST FIRM DELIVERY WORKSHEET								
INSTRUCTIONS								
1. Enter name of Post Office and Delivery Unit; check the proper box to show Regular Route or Auxiliary Assistance, and indicate the Route Number. 2. Circle the day(s) of the week on which the inspection was made. 3. Enter the sack or hamper separation number, firm name and address (include Apt./Suite No.), and number of parcels received each day for all firms that received 5 or more pieces.								
Post Office Hometown		Delivery Unit Lakes Station		<input checked="" type="checkbox"/> Regular Route <input type="checkbox"/> Auxiliary Assistance		Route No. 1317		
Sack or Hamper No.	Firm Name	Street Address	Days of Week					
			Mon.	Tues.	Wed.	Thurs.	Fri.	Sat.
Number of Parcels								
3	Richman Bros.	1118 Main St	6	8	5	7	6	1
5	Brooks	100 1st Ave	3	4	2	3	5	No
6	Hall Clothes	531 Broadway	8	6	5	7	9	No
9	Frank's Hardware	818 Clark	7	8	6	9	5	Del
11	Smith Finance	610 5th Ave	2	3	3	2	5	ivery
Comments (Use reverse if additional space is needed) <div style="text-align: center; font-size: 1.2em;">Establish direct sacks for 3 firms</div>								
ID No. 61	Carrier's Signature <i>James Murphy</i>					Date 4/7-12/97		

Exhibit 222.1 (p. 4)

Carrier's Count of Mail — Parcel Post and Combination Services Worksheet/Management Summary

CARRIER'S COUNT OF MAIL-PARCEL POST AND COMBINATION SERVICES WORKSHEET										Post Office Hometown		Delivery Unit Lakes Station		I.D. No. 61	Route No. 1317				
Number of Stops, Deliveries, etc. (Use / or X to tally)										Type of Route (Check) <input checked="" type="checkbox"/> Regular Route <input type="checkbox"/> Auxiliary Assistance <input type="checkbox"/> Bus. <input type="checkbox"/> Res. <input checked="" type="checkbox"/> Mixed		Signature of Carrier or Examiner Jack Murphy James Wiener		Day and Date Thurs 3/20/97					
TRIP NUMBER	STOPS	RELAY	COLLECTION	FIRMS	INTER-CITY	Route Examiner Use Only		Parcel Post						Lunch		Break			
						Beginning	Ending	Sack Hamper Number	Ord.	Reg. etc.	COD Cust.	Directs	Out-sides	Rtnd. Parcels	No. of Truck Stops	No. of Deliveries			
1	1																		
2	1	1	1	1		9:17	9:31	1	1	6						10:20-10:30	2:25-2:35		
	1	1		1		9:32	9:58	2	2	11	2								
	1			11		9:59	10:19	3	2	8	2		1						
	1	1	1			10:30	10:36	4	2	8	2	1							
	1	1		1		10:37	10:57	5	2	10		1		1					
	1	1	1			10:58	11:16	6	2	9		1	2	1					
	1	1	1	1		11:18	11:32	7	2	9			1						
	1		1			11:33	11:48	8	1	6	1	1	1						
3	(Began Parcel Post delivery 9:17 with Sack No. 1)					11:49	11:58	9	1	5		1							
						11:59	12:20	10	2	11	1								
						12:52	1:06	11	1	7			1	1					
						1:07	1:29	12	2	12			1						
						1:30	1:43	13	1	7									
						1:44	2:05	14	2	12	1			1					
						2:08	2:25	15	1	7				1					
Sub-Total	9	6	5	6		2:35	2:37	16	1	5		1							
						2:38	2:53	17	1	6									
Total Trucks Stops and Relay, Firm Deliveries & Collection Pick-ups										18	2	10		1	3		5	10	
Carrier Time for Completing Worksheet								Mins	0	18	28	149	9	4	7	10	5	93	145

¹ When a stop is made for more than one service, count as one truck stop only. Draw a line under each trip to separate recording by trip.
² Indicate type of service by the following symbols: "T" for Travel Time; "R" for Relay; "C" for Collection; "I" for Inter-Intra-City; "P" for Parcel Post; "RCI" for Relay-Collection-Firms.
³ Elapsed Time and Elapsed Miles columns computed by Manager.

Trip No.	Type of Service ²	Elapsed Time ³		Clock Rings
		Office	Garage	
1	T	10	6.5	7:00 Th
2	RCF	16	5.3	7:08 Th
3	P	30	11.1	7:12 Th
4		48	32.9	7:22 Th
		48	21.8	7:28 Th
		48	16.5	7:36 Th
		48	10.0	7:42 Th
		48		7:48 Th
		48		7:54 Th
		48		8:00 Th
		48		8:06 Th
		48		8:12 Th
		48		8:18 Th
		48		8:24 Th
		48		8:30 Th
		48		8:36 Th
		48		8:42 Th
		48		8:48 Th
		48		8:54 Th
		48		9:00 Th
		48		9:06 Th
		48		9:12 Th
		48		9:18 Th
		48		9:24 Th
		48		9:30 Th
		48		9:36 Th
		48		9:42 Th
		48		9:48 Th
		48		9:54 Th
		48		10:00 Th

Exhibit 222.1 (p. 5)

Carrier's Count of Mail — Parcel Post and Combination Services Worksheet/Management Summary

U.S. Postal Service CARRIER'S COUNT OF MAIL—PARCEL POST AND COMBINATION SERVICES Management Summary						Instructions: When auxiliary assistance is provided, use separate Form 1838-A for each route. Item 28 shall reflect actual auxiliary time used for Parcel Post, Collection, Relay, etc.	Verified by (Inits. & Date) <i>TA 3/21/97</i>
Parcel Post (Pieces)	Trip Number				Totals	Comments	
	1	2	3	4			
1. Ordinary Parcels	38		107		145		
2. Registered, Insured, Certified, Postage Due (And COD's Returned), Express Mail	3		7		10		
3. COD-Customs	4		4		8		
4. Direct Sacks/ Hampers	1		3		4		
5. Total Pieces for Delivery	46		121		167		
6. No. of Work Sacks/ Hampers	8		20		28		
7. No. of Outsides (Include in Lines 1, 2 & 3)	2		5		7		
8. No. of Parcels Returned	2		1		3		
9. No. of Deliveries	39		101		140		
10. No. of Truck Stops	27		80		107		
Relay, Collection, Firms and Inter-Intra-City	14. No. of Truck Stops			8		8	
	15. Number of Relay, Firm, Inter-Intra-City Deliveries and Collection	Relay		11		11	
		Collection		2		2	
		Firms		3		3	
	Inter-Intra-City						
13. & 17. Miles Traveled	Office	Street	Mileage				
19.—26. Elapsed Time-Net							
Parcel Post	37	371	15.2				
Relay-Collection-Firms	14	48	5.3				
Collection							
Inter-Intra-City							
18. Garage-Office Office-Garage	25		13.8				
27. Totals	76	419	343				
28. Auxiliary Time Used	Trip 1	Trip 2	Trip 3	Trip 4	Totals		
29. Time Used in Completing Worksheet	Trip 1	Trip 2	Trip 3	Trip 4	Totals		
			5				

PS Form 1838-A, Oct. 1981

222.2 **Summaries**

222.21 **Letter Routes — non-EPM and CMU**

(See exhibit 222.21.)

Exhibit 222.21

Form 1838, Carrier's Count of Mail — Letter Carrier Routes (Mngt. Summary)

United States Postal Service			Carrier's Count of Mail-Letter Carrier Routes (Mngt. Summary)																
Post Office <i>Mytown</i>			Delivery Unit and ZIP Code <i>Main Office 20260-2802</i>						Route No. <i>6057</i>										
Description			Number of Pieces			Total Number Pieces Minus Mark-Ups			Minutes										
			Router	Prior PM	Today AM	Today PM	Prior PM	Today AM	Today PM										
Check Appropriate Block(s)			1 Trip			2 Trip			3 Trip										
<input type="checkbox"/> EPM Route <input checked="" type="checkbox"/> Non-EPM Route <input checked="" type="checkbox"/> CFS																			
1. Letter-Size Mail	Marked-Up	Carrier		1073															
		CFS		3															
				85			985	60											
2. Mail of All Other Sizes	Marked-Up	Carrier		871															
		CFS		-				854	109										
				17															
3. Accountable and Signature Mail				6															
	Marked-Up			-			6												
4. Computing Cols. (a), (b), (c): Strapping out (Lines 1, 2, & 3 Minus Carrier MarkUps)				1947			1845	28											
5. All Parcels Over 2 Lbs.	Marked-Up	Carrier		19															
		CFS		1				18											
				-															
6. Sequenced Mail	Letter-Sized			425			425												
	Other-Sized			-															
7. Total Delivered Pieces			DPS Pieces	943			3231												
8. Separating all Carrier Mark-Ups (lines 1,2,3, & 5)																			
9. 2nd-Class Marked-Up (Exclude form 3579)																			
10. Mail with For 3579 Attached																			
11. Total Mark-Ups (Line 8 Minus Lines 9 and 10)																			
12. Changes in Address Recorded				3				6											
13. Insured Receipts Turned In																			
14. Registered-Certified-COD-Customs-Post. Due- Keys Form 3868-Signing For, Returning Funds and Receipts								* 6											
15. Withdrawing Mail								4											
16. Sequencing and Collating By-Pass Mail																			
17. Actual Strapping Out Time																			
18. Break (Local Option)																			
19. Vehicle Inspection								4											
20. Personal Needs, etc.																			
21. Identifying Recurring Office Work not Covered by This Form (Use Comments Section)								* 9											
22. Waiting for Mail (Office) and All Other Office Activities Not Performed on Cont. Basis. (Use Comments Section)																			
23. Counting Mail and Filling Out Form 1838-C Worksheet								26											
24. Totals (exclude Lines 22 and 23)								231											
Comments			* Line 14 only 5 minutes actual, base used. * Line 21 only 6 minutes actual, base used.						Representative Time - Lines 16 and 17 Determined by Route Examiner - Based on Observations										
			Lines 16 Mins.						Comments										
			17																

222.211 Description Block. Check Non-EPM Route box on Form 1838.

222.212 Columns (a), (b), and (c) — Trip Data (Number of Pieces)

- a. *Line 1, Letter-Size Mail (ordinary letters, cards, circulars).* Transfer the total number of letter-size pieces of each trip from Form 1838-C to appropriate trip column.

Note: Carrier markups are recorded in the designated spaces of lines 1, 2, 3, and 5. Mismatched mail must not be included unless deliverable from another unit when this is known by the carrier and is so marked with the carrier's initials and route number. Delivery Point Sequence letter mail should not be included in these columns but indicated on the DPS volume line 7a of the 1838 and 1838-C.

- b. *Line 2, Mail of All Other Sizes.* Transfer the total number of other than letter-size pieces on each trip from Form 1838-C to the appropriate trip column.
- c. *Line 3, Accountable and Signature Mail (Registered, Certified, COD, Customs, Express Mail, and Postage Due).* These are accountable and signature items and the total pieces handled should include any carrier markups.

Note: At installations receiving a large volume of accountable and signature mail for delivery, local manager may allow carriers to mark up mail if accountable clerks are unable to expedite rehandling of pieces in clearing carriers of responsibility. Certified and ordinary postage due mail identified by the carrier while performing street duties will have a Form 3849 completed at the delivery point, to ensure proper recording of these items when the carrier returns to the office. The carrier should attempt delivery and have these items listed upon return to the office. Transfer the totals of all pieces from Form 1838-C to appropriate trip column.

- d. *Line 4, Computing Cols. (a), (b), (c); Strapping Out (Lines 1, 2, 3, and 6 Minus Carrier Markups).* Add the volumes on lines 1, 2, and 3, minus carrier markups, plus the volume on line 6 (only when line 6 volume is cased), and place the total on line 4. The total entered on line 4 is the total piece count to be used to compute the strapping-out time for each trip. (For exception, see line 17.) The same time credit (70 pieces per minute) is allowed motorized carriers for placing their mail in trays as is allowed foot carriers or park and loop carriers for strapping out their mail. Do not include on line 4 any sequenced or simplified address mail handled as a separate bundle and not requiring strap out; and do not include on line 4 any sequenced mail that is collated and strapped out on line 16.
- e. *Line 5, All Parcel Post Over 2 Pounds.* Transfer the total number of parcels over 2 pounds, including insured, from Form 1838-C to appropriate trip column.
- f. *Line 6, Sequenced Mail.* Transfer the total number of pieces in each category, of sequenced mailings taken out for delivery as second or third bundles from Form 1838-C to the appropriate trip column.

- g. *Line 7, Total Deliverable Pieces.* Transfer the total number of pieces into column (a), DPS Pieces from Form 1838-C. Do not complete columns (b) and (c).
 - h. *Line 8, Separating All Carrier Markups (for Forwarding or Return).* Show total number of pieces of mail separated for forwarding and return.
 - i. *Line 9, Periodical Marked Up (Exclude Form 3579).* Transfer the total number of pieces carrier marked up, exclusive of pieces for which Form 3579 was prepared, from Form 1838-C to the appropriate trip column.
 - j. *Line 10, Mail with Form 3579 Attached.* Transfer total number of Forms 3579 completed and attached from Form 1838-C to appropriate trip column.
 - k. *Line 11, Total Markups (Except second-class and Form 3579).* Enter on this line the total carrier markups recorded on line 8 *minus* the totals of lines 9 and 10.
 - l. *Line 12, Changes of Address Recorded (Form 3575, Change of Address Order, Including Form 3546, Forwarding Order Change Notice).* Transfer the total number from Form 1838-C to appropriate trip column.
 - m. *Line 13, Insured Receipts Turned In.* Transfer total pieces from the Form 1838-C to appropriate trip column.
- 222.213 Column (d) (Total Number Pieces Minus Markups). Subtract number of carrier and CFS markups on each of the lines 1, 2, 3, and 5 from total mail count shown on the same line and record the difference in column (d). The total of lines 1, 2, and 3 in column (d) should be entered on line 4, column (d). Add lines 4, 5, and 6 of column (d) and the DPS Pieces in line 7(a), and enter at line 7, column (d).
- 222.214 Columns (e), (f), and (g), (Minutes)
- a. *Lines 1 through 13*
 - (1) *Line 1.* Record 1 minute for the routing of each 18 pieces of letter-size mail in the standard 6-shelf case. Where joint agreement in accordance with the September 1992 Memorandum of Understanding has been made to utilize a four (4) or five (5) shelf letter case, the definition of a letter will remain the same (see Section 121.12) and the standard of 18 per minute will not change.
 - (2) *Line 2.* Record 1 minute for the routing of each 8 pieces of other size mail in the standard 6-shelf case.
 - (3) *Line 4.* Record 1 minute for the strapping out of each 70 pieces of mail, with a minimum of 3 minutes.
 - (4) *Lines 8-13.* Record the appropriate time allowance based on the standards set forth in exhibit 222.214a(4).

Exhibit 222.214a(4)

Time Allowances for Carrier Office Work

TIME ALLOWANCES FOR CARRIER OFFICE WORK		
Form 1838 Line No.	Work Function	Pieces Per Minute 1-Trip 2-Trip
1	Routing letter-size mail.	18 18
2	Routing all other size mail. (Use Notice 26, Maximum Time Allowance for Routing Mail, to convert pieces to minutes.)	8 8
Minutes		
4	Strapping mail in bundles or placing in trays, preparing relays and placing mail into satchels; for each 70 pieces regardless of character (minimum allowance 3 minutes). Strapping mail in bundles for markup at computerized forwarding unit. Lines 1-2-3 combined mail volume (strapping out pieces and markup pieces) is used in determining time allowance at 70 pieces per minute.	1
8	For each 10 pieces of all classes of mail separated for forwarding or return.	1
9	Periodicals marked up (for each 2 pieces handled for forwarding or return).	1
10	For each Form 3579, Undeliverable Periodical, Standard A & B or Controlled Circulation Matter.	2
11	For each 4 pieces marked up (mail marked Deceased, Temporarily Away, Refused, Vacant (Occupant mail of obvious value) or No Mail Receptacle).	1
12	For each change of address, including Form 3546, recorded on Forms 1564-B and 3982.	2
13	Insured receipts turned in.	1
14	Registered, Certified, COD, Express Mail, Customs and Postage-Due; Keys, Form 3868, signing for, returning funds or receipts, and for partial completion of Form 3849 (name or address for identification). Base minimum allowance is 6 minutes.	*
15	Withdrawing mail where applicable (from distribution cases, trays, sacks, and/or hampers). Base minimum allowance is 5 minutes.	*
16	Sequencing and collating by-pass mail. (Representative time in minutes will be allowed for work function.)	
17	Strapping out time (when mail must be placed in order of delivery) see 922.51d. (Representative time in minutes will be allowed for the work function.)	
18	Break (local option).	
19	Vehicle inspection see 922.51f. Base minimum allowance is 3 minutes.	*
20	Personal needs, etc. (Time allowances are printed on the form for each trip, and must not be changed.)	
21	Office work not covered by form. (Work functions must be identified and approved as being necessary and of a continuing nature.) (Use "Comments" section.) Base minimum allowance is 9 minutes.	*
22	Waiting for mail (office) and all other office activities <u>not</u> performed on a continuing basis which are excluded in computing net office time. (Use "Comments" section.)	
23	Counting Mail and filling out Form 1838-C worksheet.	

Note: For piece items, grant the next higher allowance in minutes for fractional units. Use actual times for Lines 14 through 19 and Lines 21 through 23 when those functions are performed.

* Computing Standard Office Time Under Columns (e), (f), and (g) on Form 1838:
If the actual time for each of Lines 14, 15, 19, and 21 is less than the base minimum and the carrier performs the function the base minimum must be entered for the Line Item in the appropriate column. If the actual time exceeds the base minimum, an adjustment to that time cannot be shown which is less than the base minimum.

(5) *Lines 3, 5, 6, and 7.* Make no time entries on these lines.

Note: Managers must use Notice 26, Maximum Time Allowance for Routing Mail, in computing office time allowances for lines 1, 2, and 4. (See exhibit 222.214a(5).)

b. *Lines 14 through 23*

(1) The entries on lines 14 through 23 (except line 20) are obtained from carriers' recorded time on Form 1838-C.

Note: Items on lines 14 through 23 are work functions for which actual time is recorded and the recordings are in minutes. Total entries in the *Elapsed Time* column on Form 1838-C for each function, and transfer to columns (e), (f), and (g) as appropriate (on Form 1838).

(2) There shall be established for each letter route a base minimum time allowance for each of line functions 14, 15, 19, and 21 of Form 1838, where applicable. Those base minimum times shall be fixed at 6 minutes for line 14; 5 minutes for line 15; 3 minutes for line 19; and 9 minutes for line 21. If during the week of count and inspection, the carrier's average actual time for any of those line items exceeds the base minimum for the function, the carrier shall be credited with the average actual time, unless an adjustment to that time can be supported by appropriate comments on Forms 1838 or 1840 or any attachments thereto. In no event may the standard time for these functions be below the base minimum.

(3) Comments such as "excessive time," "too much time," "...adequate or sufficient for this function," "...used on day of inspection," "too slow pace," and others similar thereto by themselves are not appropriate comments for the purpose of supporting any such adjustment. To be considered appropriate, those comments must set forth the reasons for the conclusion that less than the average actual time recorded is sufficient for the carrier to perform that function. Be guided by the following:

Exhibit 222.214a(5)

Maximum Time Allowance For Routing Mail

Column (A): Letter-size (ordinary letters, cards, and circulars). Column (B): Mail of all other sizes and insured.

1 and 2 Trip Routes			1 and 2 Trip Routes			1 and 2 Trip Routes			Strapping All Mail	
(A) Pieces	Time (Min.)	(B) Pieces	(A) Pieces	Time (Min.)	(B) Pieces	(A) Pieces	Time (Min.)	(B) Pieces	Pieces	Time (Min.)*
18	1	8	864	48	384	1710	95	760	70	3*
36	2	16	882	49	392	1728	96	768	140	3*
54	3	24	900	50	400	1746	97	776	210	3
72	4	32	918	51	408	1764	98	784	280	4
90	5	40	936	52	416	1782	99	792	350	5
108	6	48	954	53	424	1800	100	800	420	6
126	7	56	972	54	432	1818	101	808	490	7
144	8	64	990	55	440	1836	102	816	560	8
162	9	72	1008	56	448	1854	103	824	630	9
180	10	80	1026	57	456	1872	104	832	700	10
198	11	88	1044	58	464	1890	105	840	770	11
216	12	96	1062	59	472	1908	106	848	840	12
234	13	104	1080	60	480	1926	107	856	910	13
252	14	112	1098	61	488	1944	108	864	980	14
270	15	120	1116	62	496	1962	109	872	1050	15
288	16	128	1134	63	504	1980	110	880	1120	16
306	17	136	1152	64	512	1998	111	888	1190	17
324	18	144	1170	65	520	2016	112	896	1260	18
342	19	152	1188	66	528	2034	113	904	1330	19
360	20	160	1206	67	536	2052	114	912	1400	20
378	21	168	1224	68	544	2070	115	920	1470	21
396	22	176	1242	69	552	2088	116	928	1540	22
414	23	184	1260	70	560	2106	117	936	1610	23
432	24	192	1278	71	568	2124	118	944	1680	24
450	25	200	1296	72	576	2142	119	952	1750	25
468	26	208	1314	73	584	2160	120	960	1820	26
486	27	216	1332	74	592	2178	121	968	1890	27
504	28	224	1350	75	600	2196	122	976	1960	28
522	29	232	1368	76	608	2214	123	984	2030	29
540	30	240	1386	77	616	2232	124	992	2100	30
558	31	248	1404	78	624	2250	125	1000	2170	31
576	32	256	1422	79	632	2268	126	1008	2240	32
594	33	264	1440	80	640	2286	127	1016	2310	33
612	34	272	1458	81	648	2304	128	1024	2380	34
630	35	280	1476	82	656	2322	129	1032	2450	35
648	36	288	1494	83	664	2340	130	1040	2520	36
666	37	296	1512	84	672	2358	131	1048	2590	37
684	38	304	1530	85	680	2376	132	1056	2660	38
702	39	312	1548	86	688	2394	133	1064	2730	39
720	40	320	1566	87	696	2412	134	1072	2800	40
738	41	328	1584	88	704	2430	135	1080		
756	42	336	1602	89	712	2448	136	1088		
774	43	344	1620	90	720	2466	137	1096		
792	44	352	1638	91	728	2484	138	1104		
810	45	360	1656	92	736	2502	139	1112		
828	46	368	1674	93	744					
846	47	376	1692	94	752					

* Minimum allowance 3
Minutes

- (a) *Line 14, Registered — Certified — COD — Express Mail — Customs — Postage-Due — Keys — Form 3868 — Signing For, Returning Funds and Receipts.* Record the combined time for travel from the carrier case to the place within the work unit where registered, certified, postage-due, COD, and customs mail is obtained unless articles are brought to the carrier; to sign for these items and make returns of receipts or funds; and to return to the carrier case or, where local conditions warrant return to vehicle from this location. Include in the total on this line the time for obtaining and returning keys. If accountable mail is delivered to the carrier at his or her case, record the actual time for the carrier to accept and sign for the articles. If accountable mail is identified while performing street duties, whether it is delivered or returned, the carrier will receive the actual time for clearance of the piece.
- (b) *Line 15, Withdrawing Mail.* So far as possible, mail must be withdrawn from distribution cases and placed on carriers' desks by clerks or mailhandlers, especially that mail received early in the morning. If it is necessary for the carrier to withdraw mail from distribution cases or remove mail from sacks, trays, or hampers, the actual time must be recorded. Two withdrawals of letter mail and one of papers for each trip, with a final pull just prior to leaving time, generally are sufficient. In units where local policy requires the carrier to withdraw Delivery Point Sequence mail while on office time, the time to actually withdraw this mail will be recorded. On the day of inspection, record the actual time used by the examiner in withdrawing mail, if the carrier normally pulls his or her own mail.
- Note:** The actual time used by the examiner for withdrawal of mail must be added to the carrier's net office time on the day of inspection.
- (c) *Line 16, Sequencing and Collating By-Pass Mail.* Letter routes which receive on 3 or more days during count and inspection period sequenced by-pass mailings that have to be collated with other mail while tying-out shall receive the additional representative time required to perform such work identified and added to the fixed office time. When any portion of by-pass mail, prepared in delivery sequence is rehandled and placed in delivery order or collated with additional bundles, actual time for performing this function is recorded. If the mail is collated and strapped out on line 16, do not compute strap-out credit for that mail on line 4.
- (d) *Line 17, Actual Strapping-Out Time.* Line 17 is to be used on those motorized curb delivery routes where the majority of the case separations contain *more* than two addresses per separation. In these instances, the carrier records the actual time to place the mail in the exact sequence of

delivery instead of 1 minute for each 70 pieces. Consistent with the efficiency of the operation, mail must be placed in delivery sequence in a bundle(s) during strapping out. (Make no entry on line 17 if line 4 is used.)

- (e) *Line 18, Break (Local Option)*. Enter the scheduled office break period, if applicable.

Note: At the option of the local union, the carriers at the delivery unit will receive one 10 minute break period in the office (rather than two such 10 minute breaks on the street). Such break will be scheduled by the employer.

- (f) *Line 19, Vehicle Inspection*. Time is recorded only for those routes assigned a Postal Service or commercial contract vehicle. Vehicle inspection time is not to be allowed those carriers who have drive-out agreements or drive their own vehicles under contract. If the vehicle inspection is made during the morning office time, enter it at this item. However, if the carrier picks up the vehicle at the garage and makes the vehicle inspection at that point, it would become part of the garage time and would not be entered.

- (g) *Line 20, Personal Needs, Etc.* An allowance of 5 minutes is permitted on the first trip for personal needs, obtaining hat and coat from wall racks before leaving office, visiting swing room to obtain rain gear from locker, etc. An additional 2 minutes is allowed on the second trip of a two-trip route.

Note: This is an office function and must not be taken on street time.

- (h) *Line 21, Recurring Office Work not Covered by Form*. (Use *Comment* section to identify each activity.) Necessary time must be recorded for miscellaneous office activity not included on any of the lines 1 through 20. This would include miscellaneous review or other work that may require the carrier's time relating to handing of undeliverable mail. Describe activity performed and time spent. Each time entry is to be verified and initialed by a manager if it is authorized as a recurring carrier office work activity.

Note: Entries erroneously indicated as line 21 activities should be lined out and the correct line activity shown on Form 1838-C and initialed. For example, a line 21 entry for conversations pertaining to route inspection forms, etc., should be changed to line 22. The carrier must also be instructed as to proper recording of work functions at this time.

- (i) *Line 22, Waiting for Mail (Office) and All Other Activities Not Performed On a Continuing Basis*. Use *Comment* section to identify each activity. Time shown on line 22 is deducted

from the carrier's total office time. Carriers must be made aware of its purpose and impressed with the fact that a slowdown in office work to avoid waiting for mail will adversely affect the results of the count and/or inspection and may result in a showing of a poor office time record. The proper recording of time waiting for mail, including time waiting for redistributed mail, will pinpoint faulty schedules or the need for attention to distribution during carrier's scheduled office time. *Activities that are not part of the carrier's normal routine cannot become a part of the office time. These items are included on this line for deduction purposes.*

- (j) *Line 23, Counting Mail and Filling Out 1838-C Worksheet.* Enter only the time required to count the mail and complete Form 1838-C. The time recorded on line 23 is deducted from the carrier's total office time. Carrier's schedules should be advanced only as needed during count period. On the form used on day of inspection, the notation "counted by route examiner" should be entered on line 23 through columns (e), (f), and (g). If the time recorded by carrier appears unrealistic — inflated or deflated — the matter should be discussed with the carrier and adjusted to a realistic time.

- c. *Line 24, Totals.* Enter totals of columns (e), (f), and (g) — excluding entries on Lines 22 and 23.

222.215 Two Trip Routes — Columns (f) and (g). Allowable office time for trip 2 must be determined in the same manner as for trip 1, using entries in columns (b) and (c), respectively and lines 14 through 23, columns (f) and (g), respectively.

222.216 Column (h) (Consolidation)

- a. *Total Office Time.* Record in hours and minutes. The following information is required.
- (1) Timeclock Rings. (See chapter 9 of Handbook M-41.)
 - (2) Total Office Time. Office time is the total time spent in the office before and after serving the route.
- b. *Waiting for Mail (Office) and All Other Office Activities Not Performed on a Continuing Basis, and Counting Time.* Obtain from lines 22 and 23, columns (e), (f), and (g).
- c. *Net Office Time Used (Item A).* Deduct time recorded on lines 22 and 23, from total office time, column (h).
- d. *Standard Office Time (Item B).* This must agree with the totals at the bottom of columns (e), (f), and (g), line 24.
- e. *Minutes Over or Under Standard (Items C and D).* Enter the difference between time recorded on item A and item B. Circle appropriate item.

- f. *Total Street Time*. This is the total time spent outside the office during the day, exclusive of lunch period. Travel to and from the garage will be included in the total street time.
- g. *Waiting Street Time*. Enter in *Waiting Street Time* block, the time used on the street waiting for any reason. This time is recorded by the carrier on the worksheet Form 1838-C in the *Carrier's Comments* section. In the *Relays* block, enter time used on the street waiting for relays. If breakdown occurred on a motorized route, the time used incident to the breakdown must be reported in the *Other* block. In the *Transportation* block enter the time waiting for transportation.
- h. *Net Street Time Used (Item E)*. Deduct the time shown in *Waiting Street Time*, column (h), from *Total Street Time*, column (h).
- i. *Actual Auxiliary Time Used (Item G)*. This is the total of auxiliary assistance given on any day during the week of the count and inspection. Street time assistance should be taken from Form 3996, *Carrier - Auxiliary Control*. Office time assistance should be taken from Form 1838-C prepared by the employee providing assistance. Indicate whether street time (ST) or office time (OT). If street time, show on the form the street and block numbers of the territory served by the auxiliary person. (This applies only to routes normally receiving auxiliary assistance.)
- j. *Net Total Time Used (Item F)*. This is the total office and street time and must equal the total of item A and item E.
- k. *Verified By*. Initials of manager verifying the entries and computations, and date.

222.22 Letter Routes — EPM with CFS

(See exhibit 222.22.)

- 222.221 Description Block. Check EPM Route and CFS boxes on Form 1838.
- 222.222 Prior PM — Column (a). On the first day of the count week, the carrier counts the mail in the case on reporting for work and enters the number of pieces of letter-size mail and mail of all other sizes in the *Carrier's Comments* section of Form 1838-C so these figures can be transferred by the manager to column (a) on Form 1838. Where the inspection is scheduled on the first day, this count is made by the manager assigned to inspect the route. These entries are for developing the *Strapping Out* time for the volume recorded under column (d), line 4, and daily volume analysis.
- 222.223 Today AM — Columns (b) and (f)
 - a. Transfer all AM volume and markups (carrier and for CFS) recorded on Form 1838-C to the appropriate line numbers of column (b).
 - b. Transfer time recordings for *Actual Time Entries* on Form 1838-C to the appropriate line numbers, 14 through 23 (except 20) of column (f). Complete item 23 same as for non-EPM route.
 - c. Compute allowable office time for entries on lines 1 through 13, except lines 3, 5, 6, and 7 where standards apply, and record under column (f).

- 222.224 Today PM — Columns (c) and (g)
- a. Transfer all PM volume and markups (carrier and for central markup unit) recorded on Form 1838-C to the appropriate line numbers of column (c).
 - b. Transfer time recordings for *Actual Time Entries* on Form 1838-C to the appropriate line numbers, 14 through 23 (except 20) of column (g). Complete item 23 the same as for non-EPM route.
 - c. Compute allowable office time for entries on lines 1 through 13, except lines 3, 5, 6, and 7 where standards apply, and record under column (g).
- 222.225 Totals
- a. Compute strap-out allowance for pieces entered on lines 1, 2, and 3, columns (a) *Prior PM* and (b) *Today AM*, minus only carrier markups, plus line 6 when appropriate as required under 222.212d, and totaled on line 4, column (d). (This includes all mail handled by the carrier whether cased or for markup.) The volume on line 4, columns (a) and (b) are totaled in column (d). This gives piece credit for mail prepared by the carrier for the central markup unit in computing the strap-out allowance.
 - b. Obtain total deliverable pieces (lines 1, 2, 3, 5, and 6) by adding column (a) *Prior PM* and column (b) *Today AM*, minus carrier markups and that mail for CFS and the DPS pieces in Line 7(a), and enter in line 7, column (d).
 - c. Volumes recorded and markups (carrier and for CFS) on lines 1 and 2, under column (c), *Today PM* are transferred to column (a) *Prior PM* or the Form 1838 (EPM). These figures will be used for entering the count data on the following data to compute strap-out time.
 - d. Total entries in columns (f) and (g) excluding entries on lines 22 and 23 and enter in spaces provided at bottom of each column on line 24. (This total provides the allowable office time for the day.)
 - e. For time data, column (h), follow procedure outlined for Non-EPM routes. See 222.216.

Exhibit 222.22
Form 1838, Carrier's Count of Mail — Letter Carrier Routes

United States Postal Service Carrier's Count of Mail-Letter Carrier Routes (Mngt. Summary)									
Post Office <i>Mytown</i>			Delivery Unit and ZIP Code <i>Main Office 20260-2802</i>					Route No. <i>6057</i>	
Description			Number of Pieces			Total Number Pieces Minus Mark-Ups	Minutes		
			(a) Router	(b) Today AM 1 Trip	(c) Today PM 2 Trip		(e) Prior PM 1 Trip	(f) Today AM 2 Trip	(g) Today PM 3
<i>Check Appropriate Block(s)</i> <input checked="" type="checkbox"/> EPM Route <input type="checkbox"/> Non-EPM Route <input checked="" type="checkbox"/> CFS									
1. Letter-Size Mail	Marked-Up	Carrier		168	892	142			
		CFS			2		1013	50	8
2. Mail of All Other Sizes	Marked-Up	Carrier		315	444	315			
		CFS			-		731	56	40
3. Accountable and Signature Mail		Marked-Up			12				
4. Computing Cols. (a), (b), (c): Strapping out (Lines 1, 2, & 3 Minus Carrier Mark-Ups)				483	1346	457	1829	27	
5. All Parcels Over 2 Lbs.	Marked-Up	Carrier			12				
		CFS			1		11		
6. Sequenced Mail		Letter-Sized							
		Other-Sized							
7. Total Delivered Pieces			DPS Pieces	987			2754		
8. Separating all Carrier Mark-Ups (lines 1,2,3, & 5)					3			1	
9. 2nd-Class Marked-Up (Exclude form 3579)									
10. Mail with For 3579 Attached									
11. Total Mark-Ups (Line 8 Minus Lines 9 and 10)					3			1	
12. Changes in Address Recorded					1			2	
13. Insured Receipts Turned In						2			1
14. Registered-Certified-COD-Customs-Post. Due- Keys Form 3868-Signing For, Returning Funds and Receipts								3	3
15. Withdrawing Mail								5	0
16. Sequencing and Collating By-Pass Mail									
17. Actual Strapping Out Time									
18. Break (Local Option)									
19. Vehicle Inspection								4	
20. Personal Needs, etc.									
21. Identifying Recurring Office Work not Covered by This Form (Use Comments Section)								7	2
22. Waiting for Mail (Office) and All Other Office Activities Not Performed on Cont. Basis. (Use Comments Section)								4	
23. Counting Mail and Filing Out Form 1838-C Worksheet								18	7
24. Totals (exclude Lines 22 and 23)								161	54
Comments			<p><i>Line 22 (4minutes) carrier's comment noted. Dispatch late.</i></p>						
			<p>Representative Time - Lines 16 and 17 Determined by Route Examiner - Based on Observations</p>						
			Lines	Mins.		Comments			
			16						
			17						

PS Form 1838, November 1997

222.23 Parcel Post and Combination Services Routes

(See exhibit 222.1 (p. 4 and 5).)

- 222.231 Form 1838-A. Following is a line-by-line description of entries to be made in Trip Number columns 1, 2, 3, and 4, and Totals column. (Each time the carrier is scheduled to leave and return to the office or change from one service to another is considered a trip.) The Totals column must reflect the total volume of each category of mail and truck stops and deliveries made by the carrier for the day involved. Under Comments, indicate any pertinent factors or unusual conditions on day involved that will assist in evaluating the route. Be guided by the following in transferring mail volume, time, and mileage entries from designated columns on the Carrier's Worksheet to appropriate lines on Form 1838-A, Summary side:
- a. *Line 1.* Record actual number of ordinary and unnumbered insured parcels in working sacks or hampers, including outside parcels.
 - b. *Line 2.* Record actual number of registered, numbered insured, Express Mail, certified, CODs returned, and postage-due parcels.
 - c. *Line 3.* Record actual number of CODs and customs' parcels for delivery.
 - d. *Line 4.* Record number of direct sacks or hampers; e.g., firms, schools, stores.
 - e. *Line 5.* Total lines 1, 2, 3, and 4.
 - f. *Line 6.* Record the number of working sacks or hampers from which parcels are withdrawn for delivery. On day of inspection only, route examiner or manager must show beginning and ending time of delivery for each sack or hamper separation on the Form 1838-A worksheet.
 - g. *Line 7.* Record number of outside parcels. (Those too large to be placed in a sack or hamper or those of a fragile nature). Include in lines 1, 2, and 3.
 - h. *Line 8.* Record all parcels returned (included in count, but not delivered), such as refused, misthrown, left notice, etc.
 - i. *Line 9.* Record total number of parcel post deliveries made for the pieces shown on line 5.
 - j. *Line 10.* Record number of truck stops made to deliver mail shown on line 5.
 - k. *Line 14.* Record number of actual truck stops made to effect relays, collections, firm deliveries, and inter- and intra-city service.
 - l. *Line 15.* Record actual number of relay, firm, inter- and intra-city deliveries and collection pickups made.
 - m. *Lines 13 and 17.* Enter miles traveled.
 - n. *Line 18.* Record the time and miles for traveling to and from the garage. These entries are transferred to line 18, Form 1840-A. (The garage-office and office-garage time must not be considered as part of the total office time for the route.)
 - o. *Lines 19 through 26.* Route examiner will:

- (1) Compute daily from recordings in *Elapsed Miles* and *Elapsed Time* columns of Form 1838-A worksheet and record results in appropriate spaces on the worksheet provided for all mileage entries and for all office street time entries covering relay-collection-firms, parcel post, collection and inter-intra city services and garage-office and office-garage.
 - (2) Transfer these results to the designated blocks of the *Management Summary* side of Form 1838-A, *Miles Traveled* and *Elapsed Time (Net)* headings.
 - (3) Deduct lunch time from street time when it is taken during street time and enter remainder in the *Elapsed Time* column.
 - (4) Initial each entry made on the carrier worksheet.
- p. *Line 27.* Record sum of all entries for office time, street time and mileage for the route.
- q. *Line 28.* Actual time used by an auxiliary carrier to assist on a route or routes will be recorded on a separate Form 1838-A for each route and will be transferred to Form 1838-A of regular carrier by the manager.
- r. *Line 29.* Actual time used by carrier to complete worksheet will be recorded in minutes. This time will be deducted from the total time for the day and the time item from which deducted indicated by asterisk.
- 222.232 Form 1838-B. (See exhibit 222.232.)
- a. Enter post office, delivery unit, route number (check whether regular route or auxiliary assistance), signature, I.D. number and date.
 - b. List the firms that receive 5 or more pieces by sack or hamper number, firm name, and address, and the number of pieces. Enter the number of pieces for each day. One Form 1838-B may be used for the entire week. If more space is needed, use additional Forms 1838-B.

222.24 **Collection Routes**

Count will be made on day of inspection only, using Form 3999-B. (See subchapter 23.)

223 **Disposition of Forms 1838, 1838-A, 1838-B, and 1838-C**

223.1 **Forms 1838 and 1838-C**

Forms 1838 and 1838-C including duplicate copies must be retained in the delivery unit while the carrier is on the street. Carriers may use a separate sheet of paper to record street comments for transfer to Form 1838-C. A designated place should be provided to receive Forms 1838-C (original and duplicate copies) on carrier's completion of duty.

223.2 **Forms 1838-A and 1838-B**

A designated place should be provided to receive these forms (original and duplicate copies) on carrier's completion of duty.

Exhibit 222.232
Form 1838-B, Parcel Post Firm Delivery Worksheet

U.S. Postal Service PARCEL POST FIRM DELIVERY WORKSHEET								
INSTRUCTIONS								
1. Enter name of Post Office and Delivery Unit; check the proper box to show Regular Route or Auxiliary Assistance, and indicate the Route Number. 2. Circle the day(s) of the week on which the inspection was made. 3. Enter the sack or hamper separation number, firm name and address (include Apt./Suite No.), and number of parcels received each day for all firms that received 5 or more pieces.								
Post Office Hometown		Delivery Unit Lakes Station		<input checked="" type="checkbox"/> Regular Route <input type="checkbox"/> Auxiliary Assistance		Route No. 1317		
Sack or Hamper No.	Firm Name	Street Address	Days of Week					No. Delivery
			Mon.	Tues.	Wed.	Thurs.	Fri.	
			Number of Parcels					
3	Richman Bros.	1118 Main St	6	8	5	7	6	 No Delivery
5	Brooks	100 1st Ave	3	4	2	3	5	
6	Hall Clothes	531 Broadway	8	6	5	7	9	
9	Frank's Hardware	818 Clark	7	8	6	9	5	
11	Smith Finance	610 5th Ave	2	3	3	2	5	
Comments (Use reverse if additional space is needed) <div style="text-align: center; font-size: 1.2em;">Establish direct sacks for 3 firms</div>								
ID No. 61		Carrier's Signature <i>James Murphy</i>				Date 4/7-12/97		

23 Conducting the Route Inspection

231 General

- 231.1 The inspection of a route is the observation by a manager of the carrier's office and street work for one or more days and includes counting and recording the mail handled and the time used for each function.
- 231.2 If examiner rides in the same vehicle as the postal driver, he/she must inspect and determine that any temporary seat to be used during the route inspection is secure and safe and has seatbelts. Seatbelts must be worn and vehicle doors kept closed at all times the vehicle is in motion. Only authorized passengers are permitted to ride in postal-owned, GSA-owned, rental, or contract vehicles (including employees' privately owned vehicles when used in postal operations). All passengers must use seatbelts. Where conventional passenger seats have not been provided in the vehicle, an approved auxiliary seat, facing forward, and equipped with a backrest and seatbelts must be used. Sitting in other than an approved seat or standing in a postal vehicle while such vehicle is in motion is prohibited. The examiner must see that any temporary seat is removed at end of inspection.
- 231.3 The examiner must report before the carrier's scheduled reporting time on letter routes. Sufficient mail must be counted before the carrier reports to avoid interfering with the carrier's normal routine.
- 231.4 The examiner must consult the delivery unit map for the location of the assigned route; develop a mental picture of the route location in relation to delivery unit boundaries, delivery limits, and other routes; and obtain an adequate supply of all required forms and needed supplies.
- 231.5 The route examiner must inform the carrier that he/she intends to make a fair and reasonable evaluation of the workload on the route and that in order to do so the carrier must perform duties and travel the route in precisely the same manner as he/she does throughout the year. The examiner should impress the carrier with the fact that management is just as anxious and desirous of obtaining an accurate count of mail and inspection of the route as the carrier is, so that a fair and equitable evaluation of the workload on the route may be made.

232 Conduct of Route Examiner

- 232.1 The route examiner must:
- a. Not set the pace for the carrier, but should maintain a position to observe all delivery points and conditions.
 - b. Not suggest or forbid any rest or comfort stops but should make proper notations of them.
 - c. Not discuss with the carrier on the day of inspection the mail volume or the evaluation of the route. These matters must be discussed with the carrier at a later date when all data has been reviewed and analyzed.

- d. Make notations on the day of inspection on the appropriate form or separate sheet of paper of all items that need attention, as well as comments on the day of inspection. Also list any comments or suggestions for improving the service on the route, as well as suggestions or comments made by the carrier during the course of the inspection for improvement in delivery and collection service.
 - e. Make comments and suggestions clearly, and in sufficient detail for discussion with the carrier and for decision-making purposes. The manager who will actually discuss the results with the carrier must have enough facts and figures to reach a final decision on any necessary adjustments to the route.
- 232.2 See 222.214b regarding evaluation by route examiner as to representative time required for the carrier to perform those office activities for which actual time is recorded.

233 **Cancelling Inspection**

- 233.1 When the continuation of any inspection would serve no useful purpose, the inspection may be cancelled at management's discretion. A cancellation may apply to an entire delivery unit or to one or more routes of a group of routes being inspected.
- 233.2 Following are some items which could bring about consideration for cancellation:
- a. Natural disasters or extreme weather conditions.
 - b. Unscheduled extended absence of the full-time carrier coupled with the absence of a qualified replacement. (To the extent reasonable and practicable, the regular carrier assigned to the route shall undergo the inspection.)
 - c. Unrealistic mail volume, either abnormal or subnormal, which could prohibit a fair evaluation of the route.
 - d. Unavailability of public transportation where normally used by carriers.
- 233.3 Any cancellation made must be discussed with the carrier concerned, giving the reasons. When the cancellation is for the entire unit, the discussion must be with the unit steward.

234 **Record and Evaluation**

234.1 **Letter Routes**

(See exhibit 234.1 (p. 1, 2, and 3).)

234.11 **Describing Forms Used**

The route examiner will use Form 3999 to record all pertinent information concerning the carrier's office and street performance. Form 3999-A is an optional worksheet that is provided to tally the deliveries that must be recorded on Form 3999. (On day of inspection, examiner also completes Form 1838 and 1838-C in duplicate.)

234.12 Completing Upper Portion of Form 3999

- 234.121 Complete upper front portion of Form 3999 from data on Forms 1838 and 1564-A. Time and mileage entries are made in the following manner: Use trip numbers 1 and 2 for bicycle routes and foot routes that are not motorized and for mileage entries on motorized routes and foot routes where drive-out agreements are authorized.
- 234.122 Beginning at the bottom of the Time column Trip 1, enter the exact time opposite each item and compute the Elapsed Time. Each trip is recorded separately and the total for each trip is entered on Totals line in Elapsed Time column. Enter the total time for all trips on Total All Trips line. Do not include lunch period and time used for waiting for mail and/or relays in total time.
- 234.123 Enter the public transportation schedule to and from the route on Public Transportation Schedule line under appropriate trip column. To list Time Out to the route, enter in Elapsed Time column the scheduled time the public transportation leaves the boarding point to travel to the route. To list Time Return from the route, enter in the Elapsed Miles column the scheduled time the public transportation leaves the boarding point for return from the route.

Exhibit 234.1 (p. 1)
Form 3999, Inspection of Letter Carrier Route


United States Postal Service Inspection of Letter Carrier Route									
Office <i>Hometown</i>		Delivery Unit <i>My Station</i>		Route No. <i>6002</i>		No. of Trips <i>1</i>		Truck Type <input type="checkbox"/> LHD <input checked="" type="checkbox"/> RHD	Capacity <i>220</i>
Vehicle No. <i>5142420</i>		Carrier's Name <i>S.L. Gallo</i>		ID No. <i>6002</i>		Age <i>47</i>		Length of Service <i>24 years</i>	Length of Service on Route <i>14 years</i>
Type of Route <input type="checkbox"/> Business <input type="checkbox"/> Delivery <input type="checkbox"/> Res. <input type="checkbox"/> Mixed <input type="checkbox"/> Foot <input checked="" type="checkbox"/> Park & Loop <input checked="" type="checkbox"/> Non-EPM <input type="checkbox"/> EPM		Type of Transportation <input type="checkbox"/> Public <input type="checkbox"/> Drive Out <input checked="" type="checkbox"/> Vehicle <input type="checkbox"/> Contract		P.S.					
Description	Trip 1				Trip 2				
	Time	Elapsed Time	Odometer	Elapsed Miles	Time	Elapsed Time	Odometer	Elapsed Miles	
End Garage									
End Office	<i>2:08</i>	<i>.06</i>							
Arrive Office	<i>2:02</i>	<i>.07</i>	<i>919.6</i>	<i>0.5</i>					
Trans- portation	Leave	-							
	Board	-							
Last Delivery	<i>1:55</i>	<i>2:05</i>	<i>919.1</i>	<i>3.2</i>					
End Lunch	<i>11:50</i>		<i>915.9</i>	<i>0.4</i>					
Start Lunch	<i>11:20</i>	<i>2:25</i>	<i>915.5</i>	<i>2.6</i>					
First Delivery	<i>8:55</i>	<i>.05</i>	<i>912.9</i>	<i>2.2</i>					
Trans- portation	Leave	-							
	Board	-							
Leave Office	<i>8:50</i>	<i>2:50</i>	<i>910.7</i>	-					
Report Office	<i>6:00</i>	-	<i>910.7</i>	-					
Report Garage	-								
Totals		<i>7:38</i>		<i>8.9</i>					
Total All Trips *	<i>7:38</i>								
Public Transportation Schedule	Time Out	-	Time Return	-	Time Out	-	Time Return	-	
* Minus lunch period and time spent waiting for mail.									
Yes	No	Item			Yes	No	Item		
<input checked="" type="checkbox"/>		Does carrier wear regulation uniform and present a neat appearance?			<input checked="" type="checkbox"/>		Office Break Option <i>8:33 to 8:43</i>		
<input checked="" type="checkbox"/>		Does carrier perform work and conduct himself or herself in a business-like manner?			<input checked="" type="checkbox"/>		Is vehicle capacity adequate?		
<input checked="" type="checkbox"/>		Is carrier's book up to date?			<input checked="" type="checkbox"/>		Does carrier operate the vehicle in a safe manner?		
<input checked="" type="checkbox"/>		Are address changes properly maintained on Form 3982?			<input checked="" type="checkbox"/>		Is the line of travel the safest possible?		
<input checked="" type="checkbox"/>		Are Forms 1776 and 1778 (Hazard & Dog Warning Cards) used?			<input checked="" type="checkbox"/>		Is the best mode of transportation used?		
	<input checked="" type="checkbox"/>	Are computerized case labels used (C.L.A.S.S.)?			<input checked="" type="checkbox"/>		Are travel pattern, relay, and park points set up efficiently?		
<input checked="" type="checkbox"/>		Should case labels be replaced?			<input checked="" type="checkbox"/>		Is there compliance with postal regulations concerning mail receptacles?		
	<input checked="" type="checkbox"/>	Is the carrier case and drawer free of personal effects and extraneous matter?			<input checked="" type="checkbox"/>		Does carrier take enough mail at each relay or park point?		
	<input checked="" type="checkbox"/>	Does the carrier leave the case unnecessarily?			<input checked="" type="checkbox"/>		Does carrier finger mail between deliveries?		
<input checked="" type="checkbox"/>		Does the carrier talk unnecessarily with other employees?			<input checked="" type="checkbox"/>		Are collection receptacles properly maintained, anchored and schedules legible?		
<input checked="" type="checkbox"/>		Does the carrier have a sufficient supply of forms?			<input checked="" type="checkbox"/>		Does carrier take obvious short-cuts?		
<input checked="" type="checkbox"/>		Does the carrier have a valid driver's license?				<input checked="" type="checkbox"/>	Can changes be made to reduce travel time and deadheading?		
<input checked="" type="checkbox"/>		Is a last withdrawal of preferential mail made before leaving the office?			<input checked="" type="checkbox"/>		Is DPS mail taken directly to the street without casing?		
Remarks									
<p>1) Carrier cased Registered mail with letter size and had to return to vehicle to obtain Form 3849 (M-41, 262.2) caused 5 minutes additional time.</p> <p>2) Criss-cross pattern used on 100 block of Rex St., 100 block of Cotton Ln., and 1200 block of Riverside Ave. By looping these blocks, deadhead travel time to beginning of blocks is eliminated, improving street efficiency by 7 minutes daily, carrier safety would also be improved.</p>									
Route Inspected By (Signature and Title)  <i>Bryan Albert</i> Customer Service Analyst							Day and Date <i>Thursday 5/19/96</i>		
PS Form 3999, November 1997									

Exhibit 234.1 (p. 2)
Form 3999, Inspection of Letter Carrier Route

Leave Office - Show Line of Travel				Line of Travel to and from Lunch Place ^a												Det. PO Box or NPU
Via - Price St to intersection of Queen and Rex St.				Via - Rex St to 901 Orange St. park behind A&B Cafeteria. Return via - Orange St. to Cotta Lane.												
Delivery Methods ^b	Block Number and Street Name	Travel Pattern ^c	Time Enter Block	Actual Time Used	Residential					Business						
					Delys. Poss. Other	Delys. Poss. Curb	Delys. Poss. NDCBU	Delys. Poss. Oth-Gen.	Delys. Made	Delys. Poss. Other	Delys. Poss. Curb	Delys. Poss. NDCBU	Delys. Poss. Oth-Gen.	Delys. Made		
	Load Time		8:43	7												
	Travel to Route		8:50	4												
P	S. E. Corner - Queen and Rex St.		8:54	1												
L	900 Queen St	E	8:55	5	8					5	1			1		
	1000 Queen St	E	9:00	14	10					7	3			3		
	1099 Queen St	O	9:14	5	9					6	1			1		
	999-901 Queen St.	O	9:19	10	28					23	3			3		
	Move Vehicle		9:29	1												
P	S. E. Corner - Marion and Grace Rd.		9:30	1												
L	100 Rex St	X	9:31	22			50			38						
V	900 Grace Rd	E	9:53	2		2				2						
V	1000 Grace Rd	E	9:55	4		6				5						
V	1200 Grace Rd	E	9:59	5		8				6						
V	1200 Grace Rd	O	10:04	8		14				10						
V	1000 Grace Rd	O	10:12	3		7				4						
V	900 Grace Rd	O	10:15	5		9				7						
P	N. E. Corner - Marion and Rex St.		10:20	1												
	Marion and Rex		10:21	2												
L	200 Rex St	E	10:23	8			32			29						
	200 Grace Rd	O	10:31	7			20			14						
	Move Vehicle		10:38	1												
P	S. E. Corner - Plum and Rex St.		10:39	1												
L	900 Plum St	E	10:40	10			21 (Parcel 1 minute)			18						
	1000 Plum St	E/O	10:50	14			20			20						
	100 Peach Way	E/O	11:04	5			14			10						
	200 Peach Way	E/O	11:09	3			12			7						
	900 Plum St	O	11:12	8			20			13						
	Lunch - Harvey's Buxler		11:20	30												
P	N. W. Corner - Orange and Cotta Ln		11:50	2												
L	1000 Orange St	O	11:52	20			37			30	1			1		
	1000 Orange St	E	12:12	19			36			33						
	100 Cotta Ln	X	12:31	6			14			10						
	1200 Orange St	X	12:37	6			16			11						
	Move Vehicle		12:43	1												
P	N. E. Corner - Orange and Pace Rd		12:44	1												
	Back - In vehicle		12:45	10												
L	1100 Pace Rd	E/O	12:55	46			37			30						
	Relay - vehicle (Parcel)		1:41	1												
	100 Bermuda Rd	E	1:42	8			21 (Parcel 1 minute)			21						
	100 Bermuda Rd	O	1:50	5			18			18						
	Last Delivery 101 Bermuda Rd		1:55	2												
	Leave Route		1:57	3												
	Arrive Parking Lot		2:00	2												
	Arrive Office		2:02	2												
Return Office - Show Line of Travel																
Via - Orange St to Price St.				Totals	284	46	182	-	45	9	-	-	-	9	-	

^a Complete only if carrier is (1) reimbursed for driving his own vehicle; (2) furnished bus fare or its equivalent; (3) provided transportation in a Postal Service Vehicle; or (4) assigned to a Postal Service or contract vehicle.
^b P - Park; L - Loop; V - Vehicle; D - Dismount
^c E - Even O - Odd X - Crisscross

PS Form 3999, November 1997 (Reverse)

234.13 Completing Lower Half of Form 3999

The lower half of the face of Form 3999 contains questions to be answered by the route examiner. Some of these questions require attention in the office while the carrier is casing the mail and the others require attention on the street. The examiner should comment, as appropriate, on at least the following:

a. In the Office

- (1) Does the carrier wear the regulation uniform?
- (2) How well does the carrier know the case?
- (3) Does the carrier route letter-size mail efficiently and accurately?
- (4) Does the carrier route other size mail efficiently?
- (5) Does the carrier talk unnecessarily with other employees?
- (6) Does the carrier leave his or her case unnecessarily?
- (7) Does the carrier maintain the route book in good condition?
- (8) * Does the carrier record promptly change of address orders in route book on Forms 1564-B and 3982?
- (9) * Does he or she markup all First-Class Mail and return it to the throw-back case prior to leaving for the street?
- (10) * Does he or she use proper endorsements on undeliverable mail?

*Offices with EPM, see Chapter 1, Part 144.

- (11) Does the carrier strap out or tray mail properly?
- (12) Does the carrier carry enough forms?
 - (a) 3849-A, *Delivery Notice or Receipt*.
 - (b) 3849-B, *Delivery Reminder or Receipt*.
 - (c) 3811, *Domestic Return Receipt*.
 - (d) Notice 4314-C, *We Want to Know*.
 - (e) Notice 8-A, *Change of Address Kit*.
 - (f) Notice 11, *Information for Apartment House Customers*.
- (13) Is the carrier case and drawer free of personal effects and extraneous matter?
- (14) Are case labels in good condition and are relay points shown?
- (15) Are special orders on Form 1564-B indicated by a colored dot or symbol on the case labels?
- (16) Are sufficient separations provided for letters and flats so that the carrier does not need to use the top of the case?
- (17) Does the carrier make too many trips to the distribution cases to withdraw mail?
- (18) Is the carrier's scheduled reporting time proper?
- (19) Does the carrier have to wait for mail?
- (20) Is the carrier serviced promptly with accountable items?

- (21) Does the carrier prepare an excessive number of relays?
- (22) Does the carrier properly inspect vehicle?
- (23) Is all space on the case properly utilized?
- b. *On the Street*
 - (1) Does the carrier properly load vehicle and leave promptly for the route following loading?
 - (2) Is the best and most economical method of transportation used?
 - (3) Is the route laid out so that it begins and ends at the closest possible point to the delivery unit, or may it be changed to eliminate the need for transportation?
 - (4) Could the line of travel be changed to reduce the distance between segments of the route?
 - (5) Has deadheading been eliminated wherever possible?
 - (6) On a motorized route, has every effort been made to make the line of travel as safe as possible?
 - (7) Are excessive vehicle moves made on park and loop routes?
 - (8) Is the present travel pattern followed by the carrier the most advantageous for both the carrier and the delivery service?
 - (9) Are all collection and relay boxes anchored and is the paint in good condition?
 - (10) Are all collection boxes provided with legible schedules?
 - (11) Are all mail receptacles in good condition?
 - (12) Are house numbers prominently displayed?
 - (13) Are building directories properly maintained?
 - (14) Does the carrier have to wait for relays?
 - (15) Does the carrier take enough mail when leaving the office to avoid waiting for relays?
 - (16) Does the carrier have mail ready for deposit into the mail receptacle as it is approached, or does the carrier wait to finger the mail at the box?
 - (17) Does the carrier talk too much with customers?
 - (18) Has all mail been routed for efficient delivery or does the carrier sort the other size mail in delivery sequence at the relay box?
 - (19) Does the conduct and attitude of the carrier conform as outlined in Subchapter 110 of Handbook M-41?
 - (20) If a drive-out agreement is in effect, is Form 1311, *Carrier Transportation Agreement*, on file? Route examiner must determine the mileage to and/or from the route and between segments of the route and verify that it is properly recorded on Form 1311.

234.14 Completion of Reverse of Form 3999

The reverse of Form 3999 is used by the route examiner to record loading time, lines of travel to and from the route/lunch place, time spent by the carrier in each block, and the number of possible deliveries and the number that actually received mail on the day of inspection. In completing this portion:

- a. Enter all pertinent comments that may assist in the proper evaluation of the route. The spaces next to the time entries may be used to identify information such as the carrier's pace, lines of travel, etc., as they occur. If additional space is needed, use a separate sheet.
- b. Show lunch, comfort, and break stops taken by the carrier and the time used. The line of travel to and from the route should also be recorded.
- c. In the *Delivery Methods b* column place a (P) to indicate park points/locations on park and loop segments; place (L) to indicate a loop of a street by the carrier; place (V) to indicate a portion of the route where the carrier uses the vehicle for delivery rather than park and loop type of delivery; and a (D) to indicate dismount deliveries. Indicate travel pattern of each block, placing the appropriate symbol in the *Travel Pattern c* column: symbols are O for odd numbers, E for even numbers, and X for crisscross. The use of a red pencil may be helpful for those items which you feel particular attention is needed.
- d. In *Time Enter* block, record the *actual time* the carrier clocks out to load, travel time to route, and actual time carrier enters *each* block or segment of a block, time of last delivery, time leave route for office, and time of arrival at office.
- e. In *Actual Time Used*, show the difference between the time entered any given block and the time entered in the succeeding blocks.
- f. In *Deliveries* column record possible deliveries and deliveries made under the appropriate headings of residential and business.
- g. To indicate *new construction*, write the following information in the Block Number and Street Name column, using red ink or otherwise setting it off visibly from the other listings: the words New Construction, the actual street name and block number, the number and type of deliveries being built, and the estimated completion date. If the exact number of new deliveries is unavailable, indicate the approximate number and type of deliveries. If street names, address information, or approximate completion date are unavailable, record this information and inform the unit manager.
- h. The possible deliveries for new construction, if known, are transferred to Form 1840, *Carrier Delivery Route — Summary of Count and Inspection*.
- i. Do not include new construction deliveries in the Residential columns or business columns of Form 3999 because the new deliveries will be recorded in the Edit Book and/or on Form 1621, *Delivery Management Report*, when delivery begins to those addresses.
- j. Under *Delys. Poss. Curb.* (deliveries possible curblines), record the number of curblines installed in each block served by the carrier.

- k. Under *Delys. Poss. Central*, enter number of possible deliveries for receptacles located in clusters of two or more except Neighborhood Delivery and Collection Box Units (NDCBUs), where the carrier has access to more than one individual customer's mail receptacle by opening only one door, or a single Arrow lock. Do not include any curb deliveries on this line.
- l. Enter the location of collection points under *Block Number and Street Name* column and the time collected in the *Time Enter Block* column.
- m. Total each column and enter in the proper spaces at the bottom of the form.
- n. Deliveries made are those actually with a delivery of mail on the day of inspection. Record all businesses, offices, schools, hospitals, and churches as business deliveries. When mail for both a family and a business is received, record as residential if delivery to a home, and record as a business if delivery is to a structure designed primarily for business use. Verify possible delivery totals with those shown in the Edit Book and/or on Form 1621 and reconcile any discrepancies to assure a proper and accurate count.

234.2 Parcel Post and Combination Services Routes

234.21 Preparing Forms

The examiner shall complete Forms 1838-A (including worksheets) and 1838-B in their entirety on the day of inspection. No separate form is used in making the physical inspection. See Chapter 9 of Handbook M-41 for completing Form 1838-B and *Worksheet* side of Form 1838-A. See Part 222 of this handbook (M-39) for completing the *Management Summary* side of Form 1838-A. (Also use Form 3999-B when inspecting combination collection routes to record collection information.) On Form 1838-B route examiner will observe directions in item 2 under *Instructions*. Combination services and parcel post routes shall be entitled to breaks in the same manner as letter routes. See 222.214b(3)(e) and 242.341.

234.22 Observation and Evaluation

- 234.221 If the time items recorded appear unrealistic — inflated or deflated — discuss items with the carrier in making adjustments. Enter reasons for adjustments in Comment portion of Form 1840-A.
- 234.222 Observe the workload for the day and determine if it covers the entire route or more or less than the route. Determine how the workload is allocated.
- 234.223 Observe the carrier's work in the office, including but not limited to:
 - a. Does carrier start at scheduled time?
 - b. Is mail secured properly?
 - c. Is service prompt at the finance cage? Does the carrier travel a long distance to the finance cage?
 - d. Does the carrier wait for mail or for relays?

- e. Is loading done efficiently? Observe how relays are loaded and arranged in vehicle. Can parcels be loaded at the same time?
 - f. Is only one sack separation dumped where sack routing system is used?
 - g. Must the carrier pull down sacks, thereby performing clerical/mailhandler work?
 - h. Does the carrier carry enough forms?
- 234.224 The carrier must be instructed to serve and travel the route in the same manner as any other day. Observation on the street includes, but is not limited to:
- a. The carrier's knowledge, conduct, attitude and contact with customers.
 - b. Whether carrier proceeds promptly from the office to the first delivery stop and moves the vehicle a minimum number of times when deliveries are close together.
 - c. Whether carrier does not wait an excessive amount of time for a customer when attempting delivery; and, with accountable items, is preparing forms while waiting for customer to come to the door.
 - d. Whether unwarranted relays, firm deliveries or trips are being made.
 - e. Whether more than one carrier with a vehicle serves the same building or block. Whether parcels and other mail are delivered to more than one delivery point for a firm.
 - f. Whether carrier dumps firm direct mail rather than leaving the mail and sack and picking up the sacks the next day.
- 234.225 Determine whether carrier is handling parcels properly to avoid damage and is endorsing damaged parcels properly.

234.3 Collection Routes

234.31 Purpose of Combined Count and Inspection

- 234.311 The purpose of the combined count and inspection is to determine adequacy of service, mail volume, changes in number of boxes or box locations, revision of pickup schedules, and whether route adjustments are needed. Personal observation affords the route examiner an opportunity to obtain information that will enable the examiner to evaluate conditions of the route and detect wasteful practices and unauthorized procedures.
- 234.312 Mail volume collected and the travel time of the collector over the route on any particular trip will determine if an increase or decrease in the length of the collection trip is warranted. The basic consideration is the timely receipt of collection mails at the mailhandling unit to permit processing and connecting with the principal outgoing dispatches. When inspecting collection routes and when recommending adjustments, the route examiner should keep this primary consideration foremost in mind.
- 234.313 To accomplish the objective of rapid and timely movement of mails from collection points to the post office or other mail processing unit, the route examiner should be familiar with the principles of using shuttle trucks and

relay points for mail collected by foot or motorized collectors, and the possibilities of advancing mail by dividing collection trips.

234.32 **Observation of Collector's Work**

Observe the collector's work, including but not limited to:

- a. Procedure used to obtain and return vehicle. (See Subchapter 560 and Part 633 of Handbook M-41.)
- b. Obtaining collection schedules by the collector.
- c. Practice followed in obtaining and returning all accountable items such as keys, barcode or similar scanning devices, etc.
- d. Practice followed in obtaining the required collection equipment.
- e. Practice followed in utilizing barcode or similar scanning device with components affixed at collection points.
- f. Practice followed in keeping mail separated as required.
- g. Practice followed in utilizing barcode or similar scanning devices with appropriate components regarding collection box appearance and physical condition, anchors, mail volume, etc.
- h. Depositing of collection mail in proper places.
- i. Appearance and dress of collector.
- j. Possession of valid state driver's license.
- k. Safe and courteous operation of Postal Service vehicle.
- l. Recording trip information on Form 3968, *Daily Mail Collection Record*.

234.33 **Preparing Form 3999-B — Inspection of Collection Route**

Use Form 3999-B (see exhibit 234.33 (p. 1 and 2)) in the inspection of collection routes to record data pertaining to the collector's work performance and to obtain any other information that will enable the examiner to evaluate the condition of the route. Fill in upper portion of Form 3999-B and complete as follows:

- a. *Time and Volume Entries*
 - (1) Enter the number of the trip in the space provided at the top of the groups of columns marked *Trip No.*
 - (2) In the *Location* column, enter the location of each box in the order collected.
 - (3) In the *Type Box* column, enter the type of each box. Use the symbols shown at the upper portion of Form 3999-B, after the asterisk (*).
 - (4) Enter the time each box is collected in the *Time Arrive* column.
 - (5) Enter the time each box is scheduled for collection in the *Scheduled Time* column.
 - (6) Count and enter in the *Pieces* column the pieces collected from each box, if 10 pieces or less. If more than 10 pieces, the number should be estimated.

- (7) In the *Total Pieces* and *Total Stops* spaces enter the total pieces and stops per trip in the spaces provided for each at the bottom of the form.
- Note:** Form 3999-B provides four trip columns, two on the face and two on the reverse of the form. Use an additional copy of Form 3999-B as a continuation sheet to record data for additional trips if necessary. (See exhibit 234.33, page 2.)
- (8) Make time entries in the spaces provided at the bottom of the form. Make the entries using a time clock, if available, or in handwriting. Time entries in the *Clock Rings* column begin at the bottom and proceed upward for each trip. Spaces to record travel time from the garage are listed respectively at the bottom and top of the *Clock Rings* column. Include also in *Garage to Office* space the time used by the collector to make required vehicle inspection. The time for *Office* and *Street* work is computed for each trip and entered in the *Elapsed Time* column in the appropriate space. The total time in minutes for travel time (*Gar.-Off.* and *Off.-Gar.*), office time (the total of all office time entries in the trip spaces), and *Street Time* (the total of all street time entries in the trip spaces) is entered in the *Total Time* space below clock ring portion of form.
- b. *Question Portion of Form 3999-B.* Answer the questions appearing on the reverse of the form, and enter under *Comments* (use additional sheet for comments, if necessary) any suggestions which will improve the service, affect the safety of the carrier and equipment, or reduce the cost of operations.
- c. *Observing Conditions on the Route.* Observe the condition of the collection boxes and schedules, making appropriate comment on Form 3999-B, if the following deficiencies exist:
- (1) Collection time schedule
 - (a) Incorrect collection time schedules are shown.
 - (b) Labels are weather-worn, or improperly located.
 - (c) Time entries are illegible.
 - (d) Incorrect labels are being used.
 - (2) Collection Boxes
 - (a) Doors do not open or close properly.
 - (b) Box requires painting.
 - (c) Box is not painted in regulation color scheme.
 - (d) Box is not securely anchored to sidewalk, ground, post, or side of building. (If box is attached to utility pole, remove and relocate box.)
 - (e) Locks are not in good working condition.
 - (f) Box capacity is inadequate for volume of mail received.
 - (g) Condition of collection box insert is not good.

- d. *Recommendation for Changes in Type and Location of Collection Boxes.* Careful observation by the route examiner of the mail volume collected from, and the particular location of each collection box, will disclose the need for changes that will improve the service and assist the collector in serving the route more efficiently. Some of the changes which, if practical, should be considered are:
- (1) Installing motorist courtesy boxes (supply items 1170 and 1177).
 - (2) Installing collection boxes designated for different levels of service or co-op mailing racks for customer separation of mail.
 - (3) Installing box for metered mail.
 - (4) Installing collection box inserts to improve efficiency in collection of mail from high volume boxes.
 - (5) Change in trip frequency.
 - (6) Relocating boxes to avoid hazards to the collector or interference with normal traffic patterns or adjacent to open gratings and similar places where wind could blow mail while collector is emptying the boxes.
 - (7) Relocating or removing boxes presently grouped too close together.
 - (8) Removing low-volume boxes.
- e. The examiner will comment on the following for those routes utilizing barcode or similar scanning devices:
- (1) Is the carrier familiar with the use of the barcode or similar scanning device?
 - (a) Is the carrier recording the arrival at the first collection point as part of the barcode or similar device scanning procedure?
 - (b) Does the carrier scan with the barcode or similar device the affixed component at the collection point prior to collecting mail in an efficient manner?
 - (c) Where applicable, does the carrier scan the appropriate components containing information regarding the collection box appearance and physical condition, anchors, mail volume, etc.?
 - (d) Does the carrier scan on/off collection to reflect lunch, break, comfort stops or intermittent relay, parcel post or Express Mail delivery, or other duties?
 - (e) Do comments from the carrier or the supervisor indicate that the barcode or similar scanning devices used by the carrier, and scanning components affixed at the collection points, are regularly maintained and in good working condition?
 - (f) Is a log maintained at the originating office to indicate accountability of the barcode or similar scanning device for the carrier and/or assignment?
 - (g) *Date and Signature.* The manager or route examiner must sign and date the form in the space provided.

Exhibit 234.33 (p. 1)

Form 3999-B, Inspection of Collection Route

United States Postal Service													
Inspection of Collection Route													
Office <i>Hometown</i>				Work Unit <i>Lakes Station</i>				Day and Date <i>Wed 3/19/97</i>					
Name of Carrier <i>C. Fisher</i>				I.D. No.		Age <i>25</i>		Length of Service <i>2 years 3 months</i>		Length of Service on Route <i>1 year</i>			
Route No. <i>1301</i>		Route Classification <input type="checkbox"/> Full Time <input checked="" type="checkbox"/> Aux.		Office Break Option <input checked="" type="checkbox"/> Yes <input type="checkbox"/> No		Truck No. <i>323032</i>		Capacity <i>114 RAD</i>					
Type of Route <input type="checkbox"/> Foot <input checked="" type="checkbox"/> Motorized <input type="checkbox"/> Business <input type="checkbox"/> Residential <input checked="" type="checkbox"/> Mixed										Approved Mileage			
* Type of Box: P= Post; C=Comb; CMP= Cooperative Mailing Point D=Dual; M=Motorist; CH=Receiving (Mail Chute)													
Stops	Location	Type box	Trip No.				Stops	Location	Type box	Trip No.			
			Mileage	Time Arrive	Scheduled Time	Pieces				Mileage	Time Arrive	Scheduled Time	Pieces
1	Seldenright Bldg.	ch	910.1	12:18	12:23	1000	1	Union Trust Bldg.	cmr	935.7	2:10	2:10	2360
2	Biddle & Northline	c	913.2	12:41	12:40	45	2	First National Bank	pick-up	937.6	2:24	2:25	540
3	Biddle & Poplar	c	913.8	12:45	12:44	50	3	Woodard & 19th	c	939.2	2:27	2:27	20
4	Poplar & 4th	c	914.5	12:46	12:46	15	4	Lewis & North	c	940.6	2:30	2:30	25
5	Superior & 4th	c	915.2	12:52	12:49	525	5	North & 21st	p	941.4	2:33	2:32	5
6	Endinger Bldg.	ch	915.9	12:53	12:50	410	6	North & 25th	p	942.5	2:34	2:34	6
7	River View Hotel	ch	916.9	1:00	12:58	100	7	Capital & 30th	c	944.2	2:40	2:39	43
8	Oak & Biddle	c	917.8	1:06	1:05	50	8	Capital & 31th	sspc	944.9	2:42	2:40	1000
9	Elm & Biddle	c	919.1	1:09	1:08	20	9	Council & 36th	c	946.2	2:50	2:50	60
10	Davis Bldg.	d	920.7	1:13	1:10	600	10	Main Post Office	-	948.4	3:00	3:00	-
11	Elm & 2nd	m	924.2	1:23	1:20	75	11	(UNLOAD)					
12	Ward Bldg.	ch	925.6	1:29	1:25	105	12						
13	7th & Pine	p	927.1	1:35	1:32	10	13						
14	10th & Pine	p	928.5	1:38	1:35	15	14						
15	Elm & Pine	c	929.9	1:42	1:38	60	15						
16	Elm & 13th	c	931.4	1:46	1:42	43	16						
17	Oak & Court	c	931.4	1:46	1:42	43	17						
18	7th & Pine	p	927.1	1:35	1:32	10	18						
19	10th & Pine	p	928.5	1:38	1:35	15	19						
20	Elm & Pine	c	929.9	1:42	1:38	60	20						
21	Elm & 13th	c	931.4	1:46	1:42	43	21						
22	Main Post Office	c	932.9	1:53	1:50	210	22						
23	O.O. Unload			1:54	1:51		23						
24							24						
25							25						
26							26						
27							27						
28							28						
29							29						
30							30						
Total Pieces						3364	Total Pieces						4109
Total Stops						18	Total Stops						9
Total Time		Street Time		3:10-3:15 Break Option		Office Time		Garage to Office to Garage		Time Totals		Clock Rings	
4:03		197		5 included in office time		23		8		Minutes		E 15:38 WE B 15:25 WE	
												E 15:25 WE R 15:00 WE L 14:12 WE B 14:06 WE E 14:06 WE R 13:92 WE L 12:25 WE B 12:15 WE E 12:15 WE B 12:00 WE	

PS Form 3999-B, November 1997

Exhibit 234.33 (p. 2)
Form 3999-B, Inspection of Collection Route

Check One		Description	Check One		Description								
Yes	No		Yes	No									
<input checked="" type="checkbox"/>		1A. Is the carrier in uniform?		<input checked="" type="checkbox"/>	5A. Is a rough cull made on the street?								
<input checked="" type="checkbox"/>		1. Does the carrier make a satisfactory appearance?	<input checked="" type="checkbox"/>		6. Should changes be made to the schedule, route layout, or box type?								
<input checked="" type="checkbox"/>		2. Does the carrier apply themselves to their work in a businesslike manner?	<input checked="" type="checkbox"/>		6A. Are boxes anchored properly?								
<input checked="" type="checkbox"/>		3. Does the carrier make the required vehicle inspection and operates the truck in a safe and satisfactory manner?	<input checked="" type="checkbox"/>		7A. Is a current collection route schedule available in the post office?								
<input checked="" type="checkbox"/>		4. Does the carrier possess a valid state driver's license?	8. State below the condition of receiving (Mail Chute) boxes and collection boxes.										
<input checked="" type="checkbox"/>		5. Is mail protected from theft and weather?	Paint <i>North & 21st</i> <i>North & 25th</i>	Locks <i>OK</i>	CMS Used <i>Yes</i> Schedule Labels <i>North & 21st</i>								
Stops	Location	*Type box	Trip No.				Stops	Location	*Type box	Trip No.			
			Mileage	Time Arrive	Sched-uled Time	Pieces				Mileage	Time Arrive	Sched-uled Time	Pieces
1													
2													
3													
4													
5													
6													
7													
8													
9													
10													
11													
12													
13													
14													
15													
16													
17													
18													
19													
20													
21													
22													
23													
24													
25													
26													
27													
28													
29													
30													
Total Pieces						Total Pieces							
Total Stops						Total Stops							
For Route Supervisor Only						Adjustments Made							
Recommended Adjustment:	Relief	Addition	Total			Relief	Addition	Total					
	<i>21</i>		<i>3:42</i>			<i>21</i>		<i>3:42</i>					
Deficiencies, Recommendations, Comments						Comments							
<i>Assign LLO and combine Trips 1&2. Mail from trip #1 was not worked by mail processing before 3:00PM. Take break on street between trips.</i>						<i>Adjustments discussed with carrier and he agrees with changes</i>							
Route Inspected By and Date						Route Adjusted By and Date							
<i>S. Curran Wednesday, March 19, 1997</i>						<i>M. Spates 4/12/97</i>							

PS Form 3999-B, November 1997 (Reverse)

24 Analysis and Adjustments — Letter Routes

241 Summary of Count and Inspection

(Form 1840 — exhibit 241 (p. 1 and 2).)

241.1 Purpose

Form 1840, *Carrier Delivery Route — Summary of Count and Inspection*, provides for consolidating and completing the evaluation of data recorded on Forms 1838 of the count and inspection period. It provides also for comments by the examiner inspecting the route and by the postmaster or designated manager making the adjustments. Where additional space is needed, attachments may be used. (The form also provides a record of adjustments made, and the adjusted route. See Part 243.)

241.2 Coverage

241.21 A Form 1840 must be made for each regular and auxiliary letter delivery route, summarizing the data from the Forms 1838 for each day of the count.

241.22 A Form 1840 must be prepared for each carrier technician covering the routes he or she served during the count week.

241.23 If a full time or part time replacement carrier served a group of routes during the count week, a Form 1840 must be completed covering his or her performance.

241.3 Preparing Form 1840

241.31 The top portion of the form must be completed in its entirety.

241.32 The *Inclusive Dates From:* and *To:* columns on the extreme left must be completed to show the inclusive dates of the count period and under *Day*, each day of the week. Enter the letter R immediately to the left of the day on which the route was served by a replacement carrier, the letter T on the day the carrier technician T-6 served the route. Circle the day on which the route was inspected.

241.33 Bracket [] the time entries in columns A, B, C, D, and E for the days on which the route was served by a replacement carrier or carrier technician T-6 because these figures are to be excluded when entering the figures on the total line for columns A, B, C, D, and E.

241.34 The examiner who inspected the route or a designee must analyze the office and street time entries for all days shown and make appropriate comments in the space provided for this purpose or on a separate paper which is to be attached to the Form 1840. Any additional recommendations concerning any needed adjustment may also be made in this space. This information is needed by the manager who will make the actual adjustments of the route.

- 241.35 Complete remaining items as follows:
- a. *Column A, Net Office Time Used.* To column A, transfer hours and minutes, from total *Net Office Time Used*, item A, column (h), Form 1838. Do not include the time waiting for mail, time used for other office activities not performed on a continuing basis, or time used counting mail and completing forms. It is not contemplated that a regular carrier will be granted assistance during the count and inspection period. However, when auxiliary office assistance (column G — Form 1840) is granted, merely enter auxiliary office assistance and identify, but do not include in net office time used.
 - b. *Column B, Standard Office Time.* To column B, transfer *time* from item B, column (h), Form 1838, recorded in hours and minutes.
 - c. *Columns C and D, Over or Under Standard Office Time.* Enter the difference between the hours and minutes recorded in columns A and B for each day time is recorded. If the amount in column A is greater than in column B, enter the *over standard* in column C. If the amount in column B is greater than that in column A, enter that *under standard* in column D. If the amount in columns A and B is equal, make no entry in column C or D.
 - d. *Column E, Net Street Time Used.* Transfer the total *net street time* from item E, column (h), Form 1838, recorded in hours and minutes. When auxiliary street assistance is given, add to the regular carrier's street time the actual time that it took him or her to deliver that same portion of the route on the day of inspection. Do not use the replacement's street time. Obtain actual time from Form 3999. A record of any unusual wait for transportation or other conditions that would cause an unusual variance in street time, must be noted under *Route Examiner's Comment* portion of the form with actual time used identified for clarification to assist in route analysis.
 - e. *Column F, Net Total Time Used.* Add the daily entry for each line in columns A and E.
 - f. *Column G, Actual Auxiliary Time Used.* Transfer to this column the time from item G, column (h), Form 1838. This is the actual time used by an employee other than the regular assigned carrier to assist on the route. Do not include it in column A or E. Indicate O.T. for office time and S.T. for street time. Do not record auxiliary time used to count the mail.
 - g. *Column 1, Number of Letter-Size Pieces.* Transfer to this column the count from line 1, column (d), Form 1838 and the Delivery Point Sequenced mail from the comment section of the Form 1838.
 - h. *Column 2, Mail of All Other Sizes.* Transfer to this column the count from line 2, column (d), Form 1838.
 - i. *Column 3, Accountable and Signature Mail.* Transfer to this column the count from line 3, column (d), Form 1838.
 - j. *Column 5, Parcel Post Over Two Pounds.* Transfer to this column the count from line 5, column (d), Form 1838.
 - k. *Column 6, Sequenced Mail.* Transfer to this column the count from line 6, column (d), Form 1838.

- l. *Column 7, Total Pieces Delivered.* Obtain the total number of pieces of all classes delivered each day by adding the figures in columns 1 through 7a on Form 1840 for each day.
- Note:** Do not deduct from *pieces delivered* any items taken out for delivery but returned as undeliverable at the end of the day.
- m. *Totals Line.* Enter on this line the totals of columns A, B, C, D, E, F, and G, excluding the time shown for replacement carrier or carrier technician in columns A, B, C, D, and E. The difference between the totals of columns A and B must equal the difference between the totals of columns C and D. Enter on *Totals* line (under *Total Pieces Delivered*) totals of columns 1, 2, 3, 5, 6, and 7 for all days.
- n. *Averages Line*
- (1) Divide the totals for columns A and B by the number of days for which time is recorded for the regular carrier in each column.
 - (2) Compute average *under* or *over standard office time* for regular carrier by dividing the difference between the totals of columns C and D by the number of days on which the route was served by the regular carrier. Do not include *over* or *under standard time entries* for services performed by replacement carrier or carrier technician.
 - (3) If the total *over standard* is greater than the total *under standard*, the resulting average will be *average over standard* and must be entered in column C. If the total *under standard* is greater than the total *over standard*, the resulting average will be *average under standard* and must be entered in column D. Following is an example of how to compute averages when both over and under time exists: 2:24 (under standard) less 37 (over standard) equals 1:47 or 107 minutes divided by 5 (number of days) equals 21 minutes average *under standard*. Enter in column D.
 - (4) Divide the total hours and minutes recorded under *Net Street Time Used*, column E, by the number of days for which time is recorded, exclusive of bracketed time used by replacement carrier or carrier technician to obtain the average daily street time used.
 - (5) Divide the total hours and minutes recorded under *Net Total Time Used*, column F, by the number of days for which time is recorded to obtain the average daily net time used. This figure is used in computing data on Form 3998, *Unit Summary of City Delivery Assignments*.
- Note:** All entries are averaged in column F.
- (6) Divide the totals for columns 1, 2, 3, 5, 6, and 7 by the number of days mail was counted to obtain the average daily volume.
- o. *1840-B Average Street Time.* Enter on this line the *Average Daily Street Time* from Form 1840-B shown in the *Composite Week* section.
- p. *Item H. Deliveries on the Day of Inspection.* Transfer total *Residential and Business deliveries possible*, and *deliveries made*, and the *New*

Construction possible deliveries from Form 3999. These items are tabulated by the route examiner on the day of inspection. Compute and enter in the *Percent Made* column the percent *Deliveries Made*. For two-trip routes, show the number of deliveries possible on each trip. Following is an explanation of *deliveries possible* and *deliveries made*:

- (1) The total *deliveries possible* is the sum of the *Deliveries Possible* in the *Residential* and the *Deliveries Possible* in the *Business* columns from Form 3999.
 - (2) The total *deliveries made* is the sum of the *Deliveries Made* column under *Residential* and the *Deliveries Made* under the *Business* columns from Form 3999.
- q. *Analysis of Office Work Functions and Actual Time Recordings.* Transfer from applicable lines on Form 1838 the times recorded for lines 16 and 17 to the item numbers of *Analysis of Office Work Functions and Actual Time Recordings* on the lower left face side of Form 1840. Also transfer to Form 1840 the time recorded by the route examiner in the lower right of Form 1838 on inspection day.
- r. *Signature and Date.* The examiner must sign and date in space provided.

241.4 **Providing Carrier With Summary**

A completed copy of the front of Form 1840 — reflecting totals and averages from Forms 1838, day of inspection data, route examiner's comments, and analysis of office work functions and actual time recordings — will be furnished the carrier at least 1 day in advance of consultation. Completed copies of Form 1838 will be given to the carrier at least 5 calendar days prior to consultation.

Exhibit 241 (p. 1)

Form 1840, Carrier Delivery Route — Summary of Count and Inspection

United States Postal Service Carrier Delivery Route - Summary of Count and Inspection										Post Office HOME TOWN		Delivery Unit MATT OFFICE		Carrier Name R. J. ROSE															
Route No.	EPM File		Non EPM		No. of Trips		Type of Route		Type of Vehicle		Length of Service		Length of Service on Route		Dismount														
1318	<input type="checkbox"/> Reg.	<input checked="" type="checkbox"/> Aux.	<input checked="" type="checkbox"/> Reg.	<input type="checkbox"/> Aux.	1		<input type="checkbox"/> Foot	<input type="checkbox"/> Bus	<input checked="" type="checkbox"/> LHD	<input type="checkbox"/> RHD	45	20 years	10 years	<input type="checkbox"/> Park and Loop	<input type="checkbox"/> Dismount														
Day	A		B		C		D		E		F		G		H		I												
	Hrs	Mins	Hrs	Mins	Hrs	Mins	Hrs	Mins	Hrs	Mins	Hrs	Mins	Hrs	Mins	Hrs	Mins													
Net Time Used		Standard		Over Standard		Under Standard		Net Street Time Used		Net Total Time Used		Actual Auxiliary Time Used		Miles Driven		Letter Size		Mail of All Other Sizes		Accountable and Signature Mail		All Parcel Post Over 2 Pounds		Sequenced Mail		DPS Mail		Total Pieces Delivered	
[2 50]		[3 09]				[19]		[4 42]		[7 32]				[7.3]		1570		351		4		19		575		2319			
2 59		3 10				11		4 35		7 34				7.1		1522		440		6		8		674		2450			
3 11		3 30				19		4 29		7 40				6.9		1034		656		2		7		517		2216			
3 22		3 40				18		4 17		7 59				7.2		1299		597		8		10		637		2551			
[2 54]		[3 26]				32		4 44		7 38				6.8		1297		424		8		14		385		2802			
3 26		3 39				13		4 19		7 45				7.1		1617		377		5		8		825		2832			
15 52		17 25		1 33		22 24		45 48				35.1		7959		2845		53		66		385		3902		15170			
3 10		3 29				19		4 29		7 38				7.0		1523		474		6		11		64		2528			
1840-B Average Street Time																		4		30									
Analysis of Office Work Functions and Actual Time Recordings. Lines:																		Route Examiner's (Office and Street)		Office Times - Letter mail volume for Do All Research Comp. counted by route examiner Saturday through Thursday, and average was 179 pieces per day. Recommend establishment of firm holdout on distribution cases for this firm.		H. Day of Inspection		Possible Deliveries		Deliveries Made			
Day	14	15	16	17	18	19	20	21	22	23	Coverage		Trip 1		521		415												
Sat	5	4	-	-	10	3	11	-	21	-	Trip 2																		
Mon	6	5	-	-	10	4	9	-	18	-	Percent Made						80%												
Tue	6	3	-	-	10	3	12	-	20	-	New Const.						8												
Wed	7	4	-	-	10	5	10	-	24	-	Date Adjustments Made						4/26/97												
Thurs	6	5	-	-	10	4	9	-	4	-																			
Fri	6	5	-	-	10	3	9	-	26	-																			
Rep. Times	6	5	-	-	10	3	9	-	-	-																			
Route Examiner and Date																		Delivery Service Manager (Signature and title)		7 Gallo, Station Manager									
C Fisher 3/13/97																													

Exhibit 241 (p. 2)
Form 1840, Carrier Delivery Route — Summary of Count and Inspection

Adjustments Approved by Postmaster or Designee				Record of Office and Street Adjustments Made							Adjusted Route	
Item	Hours and Minutes	New Const. (Minutes)	Relief (R) Addition (A)	Numbers		ZIP + 4 Sector/Segment	Transferred To or From File Number	Office Time	Delys	Street Time	Item	Hours and Minutes
				Begin	End							
Office Time	2:50	.03	(A)	Grace Rd (Construction)	800	898	34 34	41 42	8	+.03	Office Time	3:07
Street Time	4:20	.04	(A)	Pensimmon Tree Rd	800	899	34 34	47 48	26	+.13	Street Time	4:52
Total Time	7:10		(A)	Drake Drive	900	999	34 34	52 53	30	+.15	Total Time	7:59
Router											Router	
Addition											Possible Deliveries	585
Relief												
										TOTAL	TOTAL	
									64	+.17	+.33	

COMMENTS

- Office break option chosen yes no
- Base time selected for route evaluation purposes from Form 1840B is 4:30 (hours and minutes).
- Street time selected for adjustment 4:20 (hours and minutes).
- Reasons for selection of street time: *Mail volume for RT, 1318 show comparable workloads for 1840-B. Timed analysis period and week of count and inspection. Carrier's street performance during count week was inconsistent with workload and normal performance. Analysis of operations and street management records indicate the 1840-B average street time is a reasonable base time for most days of the week under normal conditions. Base time reduced by 10 minutes (4:30-:10=4:20) for the following reasons: Delivery pattern revised as suggested by RT, examiner for savings of 7 minutes per day; collection box at Marston & Rose removed from service for savings of 1 minute per day; first using to start from Marston & Grace for daily savings of 1 minute; retrace (5 minutes) on 3/13/97 for 1 minute average savings per day.*
- Office method for transfer: ** Office time of count week was materially greater than comparable days of analysis period. Delivery volume records and from 1840 confirm that high volume days are normally Thursdays and Fridays. On the highest volume day of count week (day of inspection), carrier used 2:54 net office time. That compares to average times from 1840-B on low volume days, i.e. Sat., Mon., Tue., and Wed. Office time during count week was materially greater on Sat. Mon., Tue., and Fri., than comparable days of the analysis period. Excluding high volume days Thu. and Fri., 1840-B average office time is 2:55 and approximately the same time used Thu., 3/13/97, day of inspection. Base office time of 2:55 is considered just for this carrier under normal conditions.
 * Office time adjustment includes mail withheld on distribution cases for Do All Research Corp., which replaces Jackson Medical Co. net difference of 88 pieces daily (179-91) compares to 5 minutes per day allowable office time for casing. (2:55-.05=2:50 office time).
 * Rt. evaluation reviewed by R. J. Rose and he agrees that the addition to the route is an equitable adjustment.*

PS Form 1840, (DRAFT) (Reverse)

242 Evaluation and Analysis

242.1 General

242.11 Importance of Route Adjustments

Route adjustments are a very important part of the city delivery service and the promptness and efficiency with which they are made depends directly on the use made of mail count records and route inspection reports. Careful analysis of the data developed will assist the delivery service manager in determining poorly laid out routes and areas for service improvement. In addition, the route adjustments play a prominent part in maintaining regularity of deliveries and in conserving workhours. If minor adjustments have been made throughout the year as needed, few adjustments will be required after each count and inspection period.

242.12 Basic Standards

242.121 Work schedules of carriers must be in conformity with the *National Agreement*. The ideal route begins and ends as near as practicable to the delivery unit, with the greatest volume of mail delivered on the first part of the route. Auxiliary assistance or overtime should be necessary only on extra heavy days. The mail should be delivered with least possible amount of handling and travel.

242.122 The proper adjustment of carrier routes means an equitable and feasible division of the work among all of the carrier routes assigned to the office. All regular routes should consist of as nearly 8 hours daily work as possible.

242.123 Routes should normally be adjusted entirely within the ZIP Code area they serve even though there may be more than one ZIP Code area in the same delivery unit.

242.13 Information Available to Manager

The following items must be available for the manager who is to make the adjustments:

- a. Carrier route map showing streets served by each route.
- b. Forms 1838, 3999, and 1840 from the last inspection in order that the data for the current inspection period may be compared with the previous inspection.
- c. PS Form 3997 or electronic equivalent from a nationally approved computer system that provides equivalent information.
- d. Present schedules of all routes in the unit.
- e. Public transportation schedules, if applicable.
- f. Information on type of transportation used if other than public transportation.
- g. Comparative mail volume data.
- h. Form 1840-B, *Carrier Time Card Analysis*, on all routes. (See exhibit 213d, pages 1 through 4, and 242.32.)
- i. Form 1571, *Undelivered Mail Report*. (See exhibit 126.2.)

- j. Form 1813 or PSDS Printout, *Analysis of Late Leaving (From Form 1813 or PSDS Printout)*. (See exhibit 126.42.)
- k. Form 3996, *Carrier-Auxiliary Control*. (See exhibit 131.222.)
- l. A Form 1627 showing a comparative analysis of office and street time for the count and inspection this year and prior years. (See exhibit 242.13l.) Route adjustments should not be based solely on the figures appearing on Forms 1838, 3999, and 1840 because these figures do not tell the entire story. By correcting improper operational procedures or bad working habits, it is possible to adjust the time on a route without actually transferring territory to or from the route.

242.2 Analysis of Irregular Performance

242.21 Office Time

- 242.211 If the actual office is *under standard* on some days and *over standard* on other days during the count week, the carrier must be interviewed to determine the reason for the irregular performance. The causes of slow and irregular performance and the corrective action taken should be indicated under *Comments* on Form 1840.
- 242.212 Using basic knowledge of work functions and the day of inspection as a guide, along with comments and suggestions of the route examiner, the manager must determine if the entries recorded on lines 14 through 21 on Form 1838 truly represent the times required to efficiently perform these duties. After all pertinent data have been evaluated, enter representative time where appropriate in line provided on the lower left portion of Form 1840. This information is then used in arriving at total office time adjustments.
- 242.213 After the manager has full knowledge of all pertinent facts relating to the office time, he must enter the office time allowance.
- 242.214 An exception may be made for carriers who have served continuously for 25 years or more or are over 55 years of age. Before making an exception, determine that the carrier cannot meet the standard office time and that his or her conduct and performance are otherwise satisfactory. The office time allowed for an exempted carrier must be reasonable and be determined by management.

242.22 Street Time

- 242.221 If there are large variances in the carrier's street performance from day to day during the count week that do not appear justified, the manager must determine the cause and enter the findings under the *Comments* section of Form 1840 and the corrective action taken, if any is warranted.
- 242.222 In making a fair appraisal of the street time, consider the carrier's comments, the manager's knowledge of normal mail volume, and percent of coverage in connection with the information developed. The base street time must be identified as defined in 242.321 and shown in item 2 under *Comments* on the reverse of Form 1840. The street time selected will then be entered in the space provided on the reverse of the form.

Exhibit 242.131

Comparative Analysis of Form 1840

POST OFFICE					DELIVERY UNIT					DATES		
<i>Hometown</i>					<i>Lakes Station</i>					<i>1979 10/13 to 10/19</i>		
										<i>1980 2/23 to 2/29</i>		
COMPARATIVE ANALYSIS OF FORM 1840												
Rte No.	OFFICE TIME				Street Time	Total Time	Dels	% of Dels	Vol.			Pcs per Possible Delivery
	Year	Net	Std	+/-								
1	1979	2.10	2.16	-6	6.22	8.32	358	97	961			2.68
	1980	3.01	3.06	-5	6.18	9.19	354	97	1301			3.67
			+51	+50	-1	-4	+47	-4		+340		
2	1979	2.06	2.14	-8	5.58	8.04	372	97	985			2.64
	1980	2.42	2.55	-13	6.31	9.13	369	97	1411			3.82
			+36	+41	+5	+33	+1.09	-3		+426		
3	1979	2.36	2.46	-10	6.23	8.59	436	83	1056			2.42
	1980	3.09	3.23	-14	6.42	9.51	440	92	1425			3.23
			+33	+37	+4	+19	+52	+4		+369		
4	1979	2.38	2.56	-18	5.18	7.56	480	82	1159			2.41
	(S) 1980	3.01	3.04	+3	5.21	8.22	505	82	1182			2.34
			+23	+8	-15	+3	+26	+25		+23		
5	1979	2.59	3.41	-42	5.15	8.14	647	78	1273			1.96
	1980	2.46	3.51	-65	5.34	8.20	651	98	1588			2.43
			-13	+10	+23	+19	+6	+4		+315		
6	1979	3.06	3.13	-7	5.00	8.06	520	69	1201			2.30
	1980	2.56	3.12	-16	5.05	8.01	524	81	1304			2.53
			-10	-1	+9	+5	-5	+4		+103		
7	1979	2.49	3.15	-26	5.20	8.09	587	90	1293			2.20
	1980	2.56	3.11	-15	5.27	8.23	614	87	1348			2.19
			+7	-4	-11	+7	+14	+27		+55		
OFFICE SUMMARY												
Total	1979	18.24	20.21	-1.57	39.36	58.00	3400		7928			2.33
Total	1980	20.31	22.42	-2.11	40.58	61.29	3457		9559			2.76
		+2.07	+2.21	+1.14	+1.22	+3.29	+57		+1631			
Total of average street time - Form 1840 - 1980 - 40.02												
Pieces increase ÷ 7 routes = Average increase of pieces per route 233												

PS Form Oct. 1972 **1627**

242.3 Evaluating the Route

242.31 Office Time

242.311 Under normal conditions, the office time allowance for each letter route shall be fixed at the lesser of the carrier's average time used to perform office work during the count period, or the average standard allowable office time.

242.312 No mail volume adjustments will be made to carrier office work (casing and strapping out functions) or street work evaluations unless the mail volume for the week of count and inspection is at least 13% higher or lower than the average mail volume for the period between the most recent regular and the current inspection (excluding the months of June, July, August, and December).

242.32 Street Time

242.321 For evaluation and adjustment purposes, the base for determining the street time shall be either:

- a. The average street time for the 7 weeks random timecard analysis and the week following the week of count and inspection; or
- b. The average street time used during the week of count and inspection.

242.322 The manager will note by explanatory *Comment* on the reverse of Form 1840 or attachments thereto why the base street time allowance for the route was established at the time selected. The manager's selection of the street time allowance cannot be based on the sole criterion that the particular time selected was the lower.

242.323 Selection of the 7 weeks for the random timecard analysis shall be based on the following:

- a. Within 4 weeks prior to the week of count and inspection, the local union representative will make a random drawing of numbered lots from 1–4 to be used in determining the 7 random weeks to be selected for all routes at the delivery unit.
- b. From that random lot selection, corresponding weeks in up to 7 months preceding the month of the count (excluding June, July, August, and December) will be selected. For example, if the random lot selection is 2, 3, 1, 4 and the count week is in October 1978, then the weeks selected will be as shown in the "7 month" example below.
- c. If only 2 or 4 months are available for the timecard analysis, the random lot numbers must be reversed after the first 4 weeks selection; i.e., 2, 3, 1, 4 used for the first 4 weeks of the available months, then 4, 1, 3 for the remaining 3 weeks of the available months. (See "4 month" example below.) *The first week of a month will begin with the first Saturday of the month.*

Example

1977	7 Month	4 Month
Nov.	2nd Week	--
Dec.	xxx	xxx
1978		
Jan.	3rd Week	--
Feb.	1st Week	--
Mar.	4th Week	2nd Week
		4th Week
Apr.	2nd Week	3rd Week
		1st Week
May	3rd Week	1st Week
		3rd Week
June	xxx	xxx
July	xxx	xxx
Aug.	xxx	xxx
Sep.	1st Week	4th Week
Oct.	Count month	Count month

- d. Should the count week fall in 2 months, the later month will be considered the count month for the purpose of selecting the 7 weeks random timecard analysis. If the regular carrier was not serving the route on at least one of the days of a week so selected or, if conditions during a week were obviously abnormal so as to justify that week being excluded from the 7 weeks random timecard analysis, the next available week in which the carrier so served at least 1 day shall be used for the 7 weeks period. If 7 such weeks do not exist, the maximum number of such weeks available will be used for the random timecard analysis of street time.
- e. Once the appropriate 7-week (or less if necessary) period is selected, the average street time for a composite week (i.e., average of actual time used on all Mondays, all Tuesdays, etc.) will be recorded on Form 1840-B.

242.324 The average street time for the week following the week of count and inspection (including only the days the regular carrier served the route) shall then be recorded on Form 1840-B, and averaged into the 7 weeks random time analysis to obtain an 8 week composite week average. If the regular carrier did not serve the route on at least one of the days of the week following inspection, that week will not be used in computing the street time allowance for the route. The average weekly street times for those weeks will then be transferred to Form 1840.

242.325 The base time selected under 242.321 may be adjusted where appropriate provided the reasons for such adjustment are documented on Form 1840 or attachments thereto.

242.33 Office Time Allied Work Rules

- 242.331 All CFS and throwback mail will be transported to its designated location by the carrier.
- 242.332 No carrier shall be disciplined for failure to meet standards, except in cases of unsatisfactory effort which must be based on documented, unacceptable conduct that led to the carrier's failure to meet office standards.

242.34 Street Time Allied Work Rules

- 242.341 The carriers at the delivery unit will receive two 10-minute break periods. The local union may annually opt to have either (a) both breaks on the street or (b) one of the 10-minute breaks in the office and one break on the street. If two 10-minute breaks are taken on the street, they will be separate from each other. Breaks must be separate from the lunch period. The carrier shall record on Form 1564-A, *Delivery Instructions*, the approximate location of the break(s). Reasonable comfort stops will not be deducted from the carrier's actual time.
- 242.342 Fingering of mail between delivery points will be done only in accordance with Article 41, Section 3.I of the *National Agreement*.
- 242.343 The crossing of lawns will be done only in accordance with Article 41, Section 3.N of the *National Agreement*.
- 242.344 If during the route inspection, the supervisor notes that the letter carrier fails properly to finger mail or to take proper short cuts, and that those failures were sufficient enough to warrant a time adjustment for the route, a reinspection will be made after the letter carrier has been instructed regarding the proper procedures to be used. Every effort will be made to conduct such reinspection prior to the implementation of the adjustments in the delivery unit.
- 242.345 Any time adjustment to a carrier's base street time due to identified improper practices or operational changes (such as, but not limited to, the elimination of relay or park points, or travel pattern changes), must be documented by appropriate *Comments* on the reverse of Form 1840 or attachments thereto. Such adjustments must be discussed with the carrier at the time of consultation concerning the route evaluation. If the carrier, at the time of the consultation, notes the absence of such documentation in writing on the Form 1840 or attachment thereto, and initials and dates the Form 1840 or attachments thereto, and management does not supply such documentation within 1 week, with a copy to the carrier, the time adjustment shall be disallowed.
- 242.346 Any claim that conditions during the 8 week timecard analysis period or the week of count and inspection were not normal so as to justify not including such day or days in the base street time computation, must be documented. Such adjustments are to be discussed with the carrier at the time of consultation concerning the route evaluation. If the carrier, at the time of consultation, notes the absence of documentation in writing on the Form 1840 or attachments thereto, initials and dates the Form 1840 or attachments

thereto, and management does not supply such documentation within 1 week, with a copy to the carrier, the time adjustment shall be disallowed.

242.347 All time disallowances and related comments will be noted on Form 1840 or attachments thereto, and furnished the letter carrier at least 1 day prior to consultation.

242.35 **Carrier Timecard Analysis, 8 Week Comparison**

(Form 1840-B, exhibit 213d (pages 1 through 4)).

242.351 Before the Count and Inspection Period

- a. Compare the actual time used with the scheduled time to determine whether:
 - (1) Carriers adhere to schedules.
 - (2) There was excessive late leaving and returning.
 - (3) There was excessive office time used on return from delivery trip.
- b. Determine whether:
 - (1) Incoming mail is distributed sufficiently early to be available to carrier. An analysis of incoming mail will disclose if clerk schedules should be adjusted to make more mail available to carriers and thereby advance delivery of this mail by 24 hours.
 - (2) Carrier has an insufficient amount of work and requires additional territory.
 - (3) Carrier is curtailing mail on first trip and distributing it on return.
 - (4) A regular pattern on certain weekdays has formed to indicate an adjustment in schedule is necessary. Circle in red time entries and totals where irregular practices occurred or schedule was not maintained.

242.352 After the Count and Inspection Period

- a. Compare average time used on each day during analysis period with the same day during the count. Determine whether office time and street time is more or less for comparable days. If the office time or street time during the count period is more than the analysis period, discuss with the carrier to determine the reasons and record the reasons given under *Comments* on Form 1840-B. When the time during the count and inspection period is substantially greater than the analysis period, the manager must compare the mail volume for the periods where available. If there has been no substantial increase in mail volume, it is possible the carrier has regulated his or her performance, and time during the count must then not be allowed.
- b. When the manager concludes that the time used during the week of count and inspection does not truly represent the time required to serve the route as substantiated by the comparative analysis, corrective action must be taken concerning the carrier's performance. Consideration must be given to factors disclosed and whether a special count and inspection is necessary.

242.4 **Comparative Analysis With Preceding Count and Inspection (exhibit 242.13I)**

Use Form 1627, *General Purpose Ruled Form*, to make a comparative analysis of data on Form 1840. This analysis considers pertinent factors necessary for an equitable adjustment and is presented in comparative form eliminating the need for jumping from one form to another. It provides data which enables an intelligent review of the route and the carrier's performance, and is helpful when discussing the route with the carrier. Prepare Form 1627 as follows:

- a. Complete the upper portion of the form showing the post office; delivery unit; and the inclusive dates of each count period compared.
- b. Provide column headings for route number; under *Office Time*, the net, standard, and increase or decrease; street time; total time; deliveries; percent of deliveries; volume; and pieces per possible delivery.
- c. Enter on the first line the data of the previous count period from Form 1840. Enter on the second line data from the current count period when completed. On the third line, enter the difference between the two count periods, using plus or minus to indicate increases or decreases. If the same carrier served the route both years, enter (S) below the route number.
- d. Determine if there has been an increase or decrease in the net and standard office time and office performance of the carrier. The net and standard are the averages shown on Form 1840. In exhibit 242.13.I, you will note that route 4 served by the same (S) carrier both years had 8 minutes of additional work in 1979 (2:56 to 3:04 based on standards) but it took him 23 minutes more to accomplish it (2:38 to 3:01). This indicates a drop in efficiency of 15 minutes in 1979. The office performance of carrier 5 improved by 23 minutes. He performed 10 minutes additional work in 13 minutes less office time.
- e. Determine if the street and total time have increased or decreased, considering the increase or decrease in mail volume, pieces per possible delivery, deliveries, and percentage of possible deliveries made. The street time entered is the time established as a result of the route analysis. In exhibit 242.13.I, the increase of 19 minutes in street time for route 5 appears justified because (1) approximately 25 percent more mail was handled (although there were only 4 additional deliveries) and (2) on the day of inspection 20 percent more deliveries were made. Route 1 used 4 minutes less street time with a 36 percent increase in mail.
- f. After entering data from all routes in delivery unit on the form or forms, total the several columns for each year and show the difference between the yearly totals for the entire delivery unit. Total the averages of the street time on Form 1840 and compare with the total of the street time shown on the analysis form. Exhibit 242.13.I shows that the street time is 40:58 and the total of average 40:02. This is for checking purposes to determine the amount the street time selected exceeds or is below the average street time. The totals for the entire office

discloses whether the performance of all carriers has improved or dropped since the last inspection. For example, there were 2 hours, 21 minutes more office work in 1980 than in 1979; but it required only 2 hours, 7 minutes to perform the work or 14 minutes improvement in performance. One hour, 22 minutes more street time was used to serve 57 additional deliveries with an average increase of 233 pieces of mail per route.

242.5 Review

242.51 Comparative Factors

242.511 Some of the items considered by the manager are comparative:

- a. Mail volume.
- b. Pieces per delivery.
- c. Net against standard office time.
- d. Street time in relation to total time.
- e. Deliveries.
- f. Curtailed mail, late leaving, auxiliary assistance, overtime used, comparison of hours used on the same weekday for the selected 7 weeks preceding the count of mail period, and comments of managers and carriers.

242.512 Example: See exhibit 242.13.I. Comparison of route 7 is as follows: The office work was 4 minutes less in 1980 than in 1979 but the carrier took 7 minutes more time. This represents an 11 minutes reduction in performance. The carrier used 7 minutes more street time covering 27 more deliveries, with a 3 percent drop in delivery.

242.52 Carrier's Office Time

Following are some points to consider in analyzing the carrier's office time:

- a. The maximum amount of mail possible should be at or near the carrier's case before the carrier reports for work.
- b. The carrier should not have to wait for mail.
- c. The route's scheduled leaving time should not force the carrier to wait for transportation nor delay departure of other carriers.
- d. Carrier should not be delayed in receiving or accounting for registers, CODs, certifieds, keys, etc.
- e. Changes in case layout may assist carrier in reducing office time. (See 117.2, *Determine Carrier Case Requirements*.)
- f. A large amount of office time on return from the route may indicate improper scheduling (except at EPM offices).
- g. The carrier should not move mail from place to place, on or adjacent to the case, nor engage in any other time-wasting habits before placing mail in the proper separation.
- h. The carrier's office schedule should be adequate to efficiently perform the work and leave on schedule.

- i. Comparison of current and previous count and inspection data.
- j. Comparison of like days from Form 1840-B.
- k. Time entries on lines 14 through 23 of Form 1838.

242.53 **Transportation**

Following are some points to consider in reviewing transportation data:

- a. Carrier must take the most direct line of travel to the beginning of the route.
- b. If the carrier's private vehicle could be used to advantage, and the employee is agreeable, suitable arrangements should be made.
- c. Transportation time may be reduced by riding a relay truck. (Safety procedures must be followed.)
- d. Feasibility of motorization or demotorization if alternative exists.
- e. Adequacy of vehicle where assigned.

242.54 **Street Time**

Following are some points to consider in analyzing street time:

- a. The route should begin and end as near as possible to transportation and the delivery unit.
- b. The heaviest volume of mail should be delivered first.
- c. The carrier must use the correct travel pattern.
- d. The number of deliveries served on each loop of a park and loop route.
- e. Deadheading should be eliminated.
- f. Carrier should not have to wait for relays.
- g. Correct scheduling of carrier's street time by observing proper leaving and returning time.
- h. Comparison of current and previous count and inspection data.
- i. The efficient use of vehicle on motorized routes.

243 **Adjustment Procedures**

243.1 **Preliminary Plans**

When adjustments are being planned for a unit which will be receiving DPS mail within 18 months a decision must be made about the way the letter carrier routes will be adjusted to accommodate automation, there are two choices:

243.11 **Unilateral Method**

Management may decide to plan unilaterally for automation and the reconfiguration of the letter carrier routes. The unilateral planning is governed by the Memorandum of Understanding resolving the outstanding Hempstead issues dated September 17, 1992, and should also utilize the following:

- a. After considering all factors, the postmaster or designated manager shall decide the tentative amount of relief or addition required, to place

the route on as nearly an 8-hour daily basis as possible. The carrier should now be consulted concerning any proposed relief or addition recommended for the route and the reasons for the adjustment. The comments and recommendations of the carrier and whether there is agreement or disagreement with the adjustments along with reasons should be entered on Form 1840. The carrier should not be required to sign a statement; items mentioned should merely be entered on the form as a record. Promptly after consultation, if the carrier requests that the reverse of his or her copy of Form 1840 be completed, the carrier must immediately give the copy to the manager for completion and return no later than 7 calendar days.

- b. After a tentative amount of relief or addition for each route has been determined and recorded on Form 1840, in the *Adjustments Approved by Postmaster or Designee* column, the postmaster or designated manager must plan the actual adjustments in terms of ZIP+4 sectors and segments to be added or taken from the route. A route adjustment must not result in the splitting of a segment. (See Section 243.231c.)
- c. The postmaster or designee must consider the comments of the individual who inspected the route, consult with the manager of the delivery unit, and consider suggestions from the carrier serving the route.
- d. New construction, records of mail curtailed, auxiliary assistance, overtime used, and Form 1840-B should be analyzed and the data used in considering the adjustment. These considerations are essential in making a fair appraisal of the route and before placing the adjustments into effect. Except in unusual circumstances, adjustments should not be made to cross delivery unit boundaries.

243.12 **X-Route Alternative**

The X-Route alternative approach requires joint agreement and continuous efforts by both parties to discuss, plan, exchange information and ideas, and work together to make a success of the changes that automation will bring. The X-Route alternative planning is governed by the Memorandum of Understanding concerning X-Route issues dated September 17, 1992, and should also utilize the items in section 243.11a–d.

243.2 **Providing Relief to Routes**

243.21 **Routes of More than 8 Hours**

If, after correcting improper practices, a route still shows a total daily time consistently in excess of 8 hours on most days of the week, plan to provide permanent relief by transferring the workload or providing temporary relief on heavy days, as follows:

- a. Temporary relief must be provided in the most efficient and economical manner, either by using auxiliary assistance in the office or on the street or by authorizing necessary overtime.
- b. Permanent relief may be provided by reducing carrier office or street time. Consider items such as additional segmentations, use of routers,

hand-offs, relocating vehicle parking, withdrawal of mail by clerks or mailhandlers, providing a cart system for accountable items, etc. When routes require a current adjustment and Delivery Point Sequencing will commence within 6 months, management will adjust using non-territorial, non-scheme change adjustments. Where actual transfer of territory is necessary, see 243.23. If a hand-off is the method selected for providing relief on the street, the time value associated with the delivery of the hand-off must be deducted from the route getting relief and transferred to the gaining route.

243.22 **Route Less than 8 Hours**

On routes where the evaluated time is less than 8 hours, make permanent additions by transferring territory through a realignment of the territory in the delivery unit. This realignment could reduce or eliminate an existing auxiliary route, reduce a regular route to auxiliary status, or eliminate it entirely.

243.23 **Transferring Territory**

243.231 Before transferring territory, determine the objectives of the final route adjustments and consider the following points:

- a. Implementation of new programs.
- b. Whether the adjustments should be:
 - (1) Entirely within regular routes only.
 - (2) Transferred from established auxiliary routes to regular routes.
 - (3) From regular routes to established auxiliary routes.
 - (4) To establish additional auxiliary routes.
 - (5) To convert auxiliary routes to a regular status.
 - (6) To eliminate auxiliary or regular route.
 - (7) To reduce a regular route to an auxiliary route.
- c. Consider adjustments in terms of sectors and segments to be added to or taken from the route. Adjustments must not result in the splitting of a segment.
 - (1) A *sector* is designated by the sixth and seventh digits of the ZIP+4 Code. It is composed of a maximum of 100 segments.
 - (2) A *segment* is the smallest unit to which mechanized distribution and carrier route adjustments can be provided. The eighth and ninth digits of the ZIP+4 Code identify the area known as a segment. A segment may be any of the following:
 - (a) Block-face (one side of street between intersections) or block;
 - (b) Cove or cul-de-sac;
 - (c) Hundred-block range which is not intersected by another street;
 - (d) Firm, building, or firm within a multi-firm building;
 - (e) Floor or floors within a building;
 - (f) Cluster box, group of apartment boxes;

(g) All or part of a mobile home park.

- 243.232 To determine the territory to be transferred to or from any route, consider that:
- a. Scheme changes should be kept to a minimum and simplified where possible.
 - b. Routes should be compact, avoiding *dog-legs* and should not cross ZIP Code boundaries except in unusual circumstances.
 - c. Routes should begin and end as near as possible to the delivery unit or transportation.
 - d. Excessive retracing or deadheading should be avoided.
 - e. Adjustments should be made so that future growth may be absorbed by auxiliary routes.
 - f. Variations in territory, mail volume and methods of delivery will affect the final adjustment.

243.24 **Avoiding Excessive Overtime or Undertime**

A suggested method to determine whether amount of relief or addition given will not result in excessive under or overtime on other days of the week is described as follows:

Apply the proposed relief or addition to the net total time used by the carrier each day. This may reveal the amount of over or undertime on the majority of days which would result if the proposed relief or addition actually has been applied.

243.3 **Record of Office and Street Adjustments Made (Form 1840 — exhibit 241, page 1).**

243.31 **Completing Reverse of Form 1840**

Record office and street adjustments, on the reverse of Form 1840 or on a separate sheet of paper, as follows:

- 243.311 **Transferring Territory from One Route to Another.** A tentative selection of the block or blocks that can be most efficiently transferred should be made, using a map of the territory. The time used to deliver the mail on each block will be found on the reverse of Form 3999 covering the current inspection of the routes.
- 243.312 **Relief and Addition Columns.** Enter an (R) if deliveries are relief and an (A) if deliveries are addition.
- 243.313 **Street, Blockface Numbers, and Sector/Segment Columns.** Enter the street name, beginning and ending blockface numbers, and the ZIP+4 sector/segment number for the blockface. Refer to the ZIP+4 printout to obtain the correct sector/segment number to ensure that no segment is split (see 243.231c).
- 243.314 **Transferred To or From Route Number Column.** Enter the route number to or from which the block and street is to be transferred.

- 243.315 Deliveries Column. Enter the number of deliveries involved in each block being considered for transfer.
- 243.316 Office Time Column
- a. Enter the number of minutes used or estimated for deliveries on segment being considered for transfer to and from the route and for new construction. Precede entry with (-) for the minutes covering transfer from route, and (+) for addition to route.
 - b. The character of the route more or less governs the method of computing the office time for the territory being transferred between routes. Following are some methods which may be used:
 - (1) If the deliveries on the route are similar in character, the following simple formula for determining the amount of office time for the deliveries transferred may be used: Divide the average office time of the inspection period appearing on Form 1840 for the route from which territory is being transferred by the total number of possible deliveries. For example: a route has 400 possible deliveries and the average office time for inspection period was 120 minutes: 120 divided by 400 equals .3 minutes per delivery. The total number of deliveries being considered for transfer should be multiplied by minutes or fraction of minutes per delivery.
 - (2) Another method to determine the office time percentage factor is to divide the average office time for the count week by the average total time. For example: 165 minutes office time divided by 486 minutes total time equals 34 percent. Therefore, the allowance of 34 percent of the total time value of any territory to be added or taken away from a route must be allowed for office time to prepare the mail for delivery.
 - (3) Another method when utilizing the hand-held computer is to count the mail by ZIP+4 sector/segment so the number of mailpieces delivered in a segment can be calculated to determine the office time allowance for each segment to be transferred between routes. To calculate the office time allowance when transferring particular route segments, any other following three methods may be used.
 - (a) Apply the current casing standards of 18 (letter size), 8 (other size), and 70 (strap out) to the actual segment(s) mail count from the day of inspection. For example: A segment receives 220 pieces on day of inspection; 180 letters divided by 18 = 10 minutes; 40 other size pieces divided by 8 = 5 minutes; 220 divided by 70 = 4 minutes. The office time allowance for that segment would be 19 minutes.
 - (b) Follow (a) above but factor in the percentage of standard office time used during the week of inspection from the carrier who serviced that segment(s) in the most recent inspection. For example: The carrier who serviced the

segment utilized .80 of standard office time allowed during week of inspection ($19 \times .80 = 16$ minutes). The office time allowance for that segment would be 16 minutes.

- (c) Follow (a) above but factor in the percentage of standard office time used during the week of inspection from the carrier whose route is gaining the segment(s) being transferred. For example: The carrier whose route will pick up the segment utilized .85 of standard office time allowed during the week of inspection ($19 \times .85 = 17$ minutes). The office time allowance for that segment would be 17 minutes.

Note: The effort here is to arrive at the most accurate time allowance for the transferred segment(s), negating the need for corrective adjustments.

- (4) For new construction allowance generally follow the procedures in 142, *Extension of City Delivery Service*.

243.317 Street Time Column

- a. Enter the number of minutes needed to deliver the mail on each segment being considered for transfer to and from the route and for new construction. Consideration must be given to the abilities of carriers involved, possible changes in modes of transportation, elimination of unnecessary deadheading, and retracing. Precede entry with (-) for the minutes covering transfer from route and (+) for addition to route.
- b. Allowance for new construction street time should generally follow the procedures in 142, *Extension of City Delivery Service*.

243.318 Totals. Total the office and street time columns, considering the pluses and minuses.

243.319 Adjusted Route Column

- a. Compute the office time by taking the approved office time adjustment (including time for new construction) and adding or deducting minutes used or estimated for deliveries transferred to and from the route.
- b. Compute the street time by taking the approved street time adjustment (including time for new construction) and adding or deducting minutes needed for deliveries transferred to and from the route.
- c. Total the adjusted office and street time. The adjusted total time should result in a workday as near a full 8 hours as possible. Consideration must be given to the preceding instructions in determining the proportionate amounts of street and office time to be added or subtracted in arriving at the 8-hour total. Also, consider whether the carrier was over the standard on 1 or more days as this overage is in the new total time.
- d. Enter number of possible deliveries on the adjusted route.

243.32 Signature and Date

The delivery service manager responsible for making the adjustments must sign and date Form 1840 in the spaces provided.

243.4 Tabulation of Overall Relief or Additional Time Required

Tabulate overall relief or additional time required for the unit to determine if the manager's objectives have been met (see exhibit 243.4). From the analysis in exhibit 243.4, it is noted that with the regular routes needing a total of 46 minutes additional work each day, Auxiliary Route 823 must be reduced by approximately that amount of time. Since the total value of the auxiliary route will be reduced to less than 7 hours each day, Auxiliary Route 823 cannot be recommended for conversion to regular status. This situation calls for an adjustment of the workload among the regular routes in the amount of 46 minutes and a reduction of the workload in like amount of the auxiliary route.

Exhibit 243.4

Recap of Regular Routes for Adjustment From Form 1840

Route No.	Office Time	Street Time	Total Time	Adjustments Approved by Postmaster or Designee		Record of Office and Street Adjustments Made	
				Relief	Addition	Relief	Addition
801	2:43	5:22	8:05	:05	----	:05	----
810	3:06	4:47	7:53	----	:07	----	:07
812	3:18	4:52	8:10	:10	----	----	----
814	2:30	5:30	8:00	----	-----	----	----
821	2:35	5:10	7:45	----	:15	-----	:20
822	2:49	5:00	7:49	----	:11	----	:06
826	3:22	4:25	7:47	----	:13	----	:13
827	2:40	5:04	7:44	----	:18	----	:10
829	2:40	5:10	7:50	----	:10	----	:10
830	2:53	5:36	8:29	:29	----	:15	----
			TOTAL	:44	:74	:20	:66
			Net Additions		:30		:46
823(Aux.)	2:52	4:26	7:18	----	----		

NOTE: Form 1627, *General Purpose Ruled Form*, may be used for this purpose. Do not reproduce a form. Whenever Forms 1840 are sent to the District office, this tabulation should be prepared from data in the columns headed "Adjustments Approved by Postmaster or Designee" and "Record of Office and Street Adjustments Made" and submitted with forms.

243.5 Scheme Changes

(Exhibit 243.51).

- 243.51 Changes to distribution schemes should be made promptly. A worksheet similar to exhibit 243.51 is a valuable source document for scheme changes in addition to providing a record of adjustments made. Arrangements should

- be made for the carrier receiving mail for territory transferred to segregate and pass it to the new carrier during the period the clerks become acquainted with scheme changes.
- 243.52 In working out adjustments, delivery officials must coordinate all plans with the officials responsible for distribution schemes and ZIP Code numbers to ensure elimination of all conflicts. After changes have been approved and an effective date has been set, the carrier cases must be relabeled to conform with the new lines of travel.
- 243.53 Notify the CFS manager when scheme changes are to be initiated so that preparation is made to transfer information on COAs among affected routes.
- 243.54 Have carriers receiving mail for addresses they formerly served identify removals by separating them from other mishrown pieces.
- 243.55 CFS supervisor or responsible employees will:
- a. Inform all affected employees concerning imminent scheme changes.
 - b. Provide employees with the information supplied by the delivery unit manager and other data incident to route adjustments.
 - c. See that all COA information is transferred for gains and losses between routes.
 - d. Instruct markup clerks in CFS to make spot checks as mail is processed to ensure all index cards have been properly transferred.
 - e. Instruct markup clerks to (1) bundle, (2) identify by route number, and (3) return for 1 week all mail for which no change is on file in the markup unit.
- 243.56 Delivery managers must assure that all Change of Address Orders are transferred to the receiving route and all pertinent information transferred from the Edit Book and/or Form 1621, Forms 1564-A, 1564-B, and 3982. Complete Form 1623 for collection boxes transferred between routes and or schedule changes.

243.6 Evaluation of Adjustments

243.61 General Requirements

- 243.611 After the adjustment of routes has been placed in effect, the manager must carefully study and analyze PS Form 3997 or electronic equivalent from a nationally approved computer system that provides equivalent information; PS Form 3997-B, *Operations Analysis Report*; PS Form 1813; street management records; volume recording data; and carrier's time records to see that the objective has been met, especially for those routes where extensive changes have been made.
- 243.612 After route adjustments are implemented or when travel patterns are changed on a motorized route, the delivery unit manager or designee must determine the new length of route by using the most practical means:
- Record the correct mileage and travel times on Form 3999.
 - Record on Form 3999 the date and name of the individual who certified the new mileage for the route.
- 243.613 When route adjustments or changes are implemented, complete a new Form 3999 to reflect the current authorized route travel pattern and schedules, etc.
- 243.614 Under Delivery Point Sequencing (DPS), within 60 days of implementing the planned adjustments for future automated events, the parties will revisit those adjustments to ensure that routes are as near to 8 hours daily as possible. If it is determined that the route(s) are not properly adjusted, the adjustments will be made in accordance with the September 1992 Memorandum of Understanding.

243.62 Time Records

Review the carrier's time records for the periods following adjustment. The frequent use of overtime or auxiliary assistance on adjusted routes may indicate that the basis used was not sound and should be examined.

243.63 Form 3997, *Unit Daily Record*, or PSDS Printout

Review PS Form 3997 or electronic equivalent from a nationally approved computer system that provides equivalent information to determine whether an excessive amount of auxiliary assistance is being used daily for the maintenance of schedules on one or more routes. Determine if carrier technicians (T-6) and carriers serving auxiliary routes exceed the time allowed for the routes.

243.64 Form 3923, *Daily Delivery Operations Analysis*

Review this form to determine if the unit is operating efficiently.

243.65 Form 1813, *Late Leaving and Returning Report — First Carrier Delivery Trip*, or PSDS Printout

Review this form to determine if carriers are frequently leaving and/or returning late. Carriers who leave or return late may also be working overtime or receiving auxiliary assistance on routes. In other cases, this may indicate that starting, leaving, and returning schedules are not proper. Also, an

indication of possible improper scheduling and/or adjustment would be consistent early leaving by carriers.

243.66 **Street Management Records**

Review street management records to determine if carriers are using proper methods on the street, following prescribed lines of travel, taking short cuts, fingering mail, etc.

243.67 **Volume Record Data**

Review Form 3921 to determine whether there has been an unusual increase or decrease in volume which would affect the carrier's performance.

243.68 **Corrective Action**

243.681 If the route is found to be adjusted properly, this must be brought to the carrier's attention and the carrier given an opportunity to improve his or her performance.

243.682 If the route is found to be too heavy, relief should be granted, and conversely if found to be light, work should be added. If the carrier frequently uses overtime or receives auxiliary assistance, determine if the route is in adjustment or if the carrier is not serving it efficiently, a special inspection may be in order.

243.7 **Disposition of Forms 1840**

Original of Forms 1840 should be sent to the office of the manager in charge of delivery service and one copy retained at the delivery unit.

25 Analysis and Adjustments — Parcel Post and Combination Services Routes

251 **Summary of Carrier's Count of Mail, Parcel Post, and Combination Services**

(See exhibit 251 (p. 1 and 2).)

251.1 **Description**

Form 1840-A summarizes the mail volume and regular and auxiliary assistance time items developed on Form 1838-A for a period of 1 week, beginning on a Monday if possible. Since the size of each parcel post route is based on the volume of mail the carrier can handle during the assigned tour of duty, the information on Form 1840-A is used to determine if the workload should be adjusted on a daily basis. Therefore, only the factors of mail volume, relay and collection stops, intra- and inter-city stops, and time usage for normal days of delivery must be considered. A normal delivery day is one on which the parcel post carrier serves regularly assigned territory without auxiliary assistance and without any idle time.

251.2 Completing Form 1840-A**251.21 Top of Form**

The designated manager must complete the general information items on the top of the form, obtaining this data from office records or from the carrier. The determination of the type of route (business, residential, mixed) must be made by the manager based on the manager's observation and knowledge of the territory served by the route. Circle the day of inspection. Indicate the days the route was served by a replacement carrier (R).

251.22 Time and Mail Volume Portion of Form

Transfer time in minutes and mail volume items by regular and auxiliary assistance daily from Forms 1838-A Summary to the proper columns and lines of the corresponding day on Form 1840-A as follows:

- a. Lines 1 through 10. Transfer from *Totals* column of corresponding lines 1 to 10.
- b. Line 11. Compute and enter the pieces delivered per hour. Divide total pieces for delivery (line 5) by street time (line 22). Multiply by 60.
- c. Line 12. Compute and enter the minutes per delivery. Divide street time (line 22) by the number of deliveries (line 9).
- d. Line 13. Transfer total miles traveled for parcel post delivery from mileage column.

251.23 Relay, Collection, Firms, Inter- and Intra-City Service

Transfer the following information daily from Form 1838-A, Summary:

- a. Line 14. Transfer total number truck stops from line 14.
- b. Line 15. Transfer the total of the delivery and collection items from line 15.
- c. Line 16. Compute and enter the minutes per delivery. Divide street time (lines 20 + 24 + 26) by number of deliveries and collection (line 15).
- d. Line 17. Transfer total miles traveled for relay, collection, firms, and inter-intra city service from mileage column.
- e. Lines 18 through 27 (Time in Minutes). Transfer from lines 18 through 27. Exception: Transfer garage office and office-garage miles to upper portion of line 18.

251.24 Totaling and Average Columns

- 251.241 Indicating Normal Delivery Days. Bracket the days of the week that may be considered normal delivery days. Normally, do not include Monday and days after nondelivery days.
- 251.242 Average of Normal Delivery Days. Total the figures for the days selected as the normal delivery days (bracketed) of the regular carrier. Divide the total of each line (bracketed) by the number of normal delivery days and enter the figures in Average Normal Days column.

251.25 Reverse Side of Form 1840-A

(See exhibit 251, page 2.) Under *Average and Allowable Time; Average Mail Volume — Normal Days; Relay-Collection-Firms, Inter- Intra-City*: enter time, volume, truck stops, and deliveries figures of average of normal mail volume days from face of form. Also, enter allowable time. Any time entries adjusted should be explained in *Comments*. The manager completing the upper portion of Form 1840-A will sign it, indicating title and date.

252 Consultation With Carrier

When the *Average and Allowable Time, Average Mail Volume — Normal Days, Relay-Collection-Firms, Inter- Intra-City, Verification, and Comments* sections of the reverse of Form 1840-A have been completed, consultation with the carrier must take place. The carrier will be given a copy of Form 1840-A, including these entries, as well as copies of Forms 1838-A and 1838-B not less than 1 day prior to consultation date.

253 Office and Street Adjustments

- 253.1 The *Record of Office and Street Adjustments Made* portion of Form 1840-A is completed after adjustments to the route have been put into effect. When determined, enter adjustments made in route as applicable to *sack or hamper separations, relay, collection or firm stops/deliveries, or inter- and intra-city runs*. Enter the number of changes by category made; indicate relief (r) or additions (a); and show time in minutes for office, street, and total time.
- 253.2 Under *Adjusted Route* column, show office, street, and total time for the route after adjustments. The carrier may review and record the data placed on the reverse of Form 1840-A after the manager has completed the analysis.
- 253.3 The delivery service manager responsible for making the adjustments will sign and date Form 1840-A in the spaces provided.

254 Comments

Comments on any pertinent factors and/or unusual conditions that will be of assistance in analyzing and evaluating the route and the performance and appearance of the carrier must be entered on the reverse side of the Form 1840-A. Also, include comments of the carrier.

255 Verification of Mail Count and Time Items

On the reverse of Form 1840-A, enter the day and date mail count and time items were verified on other than the day of inspection, together with the name and title of the manager.

256 Disposition of Forms 1840-A

Original of Forms 1840-A should be sent to the supervisor in charge of delivery service and one copy retained at the delivery unit.

Exhibit 251 (p. 1)
 Form 1840-A, Summary of Carrier's Count of Mail — Parcel Post and Combination Services

U.S. POSTAL SERVICE														
SUMMARY OF CARRIER'S COUNT OF MAIL — PARCEL POST AND COMBINATION SERVICES														
NAME OF CARRIER			AGE	LENGTH OF SERVICE		LENGTH OF SERVICE ON ROUTE		I.D. NO.		ROUTE NO.				
JAMES A. MURPHY			49	19 YEARS		4 YEARS		61		1317				
POST OFFICE		DELIVERY UNIT		INCLUSIVE DATES				TYPE OF ROUTE				NO. TRIPS	NO. SACK OR HAMPER SEPARATIONS	
HOMETOWN		LAKES STATION		FROM		TO		<input type="checkbox"/> AUXILIARY <input checked="" type="checkbox"/> REGULAR <input type="checkbox"/> BUS. <input type="checkbox"/> RES. <input checked="" type="checkbox"/> MIXED		3		18		
ITEMS	MONDAY		[TUESDAY]		[WEDNESDAY]		[THURSDAY]		[FRIDAY]		SATURDAY		AVERAGE NORMAL DAYS	
	REG.	AUX.	REG.	AUX.	REG.	AUX.	REG.	AUX.	REG.	AUX.	REG.	AUX.		
1. ORDINARY PARCELS	152	51	146		153		149		155				151	
2. REG. INS. CERT. RTND, COD, EXP. MAIL AND PSTG DUE	8	3	7		5		9		6				7	
3. COD-CUSTOMS	5	1	5		4		4		3				4	
4. DIRECT WORK SACKS/HAMPERS	8	2	6		5		7		6				6	
5. TOTAL PIECES FOR DELIVERY	173	57	164		167		169		170				168	
6. NO. OF WORK SACKS/HAMPERS	29	9	26		25		28		26				26	
7. NUMBER OF OUTSIDES (Include in lines 1, 2, & 3)	12	3	8		14		10		11				11	
8. NO. PARCELS RETURNED	6	1	4		5		5		9				6	
9. NO. OF DELIVERIES	147	43	143		146		145		144				145	
10. NO. OF TRUCK STOPS	92	30	91		94		93		93				93	
11. PCS. DEL. PER HOUR (Lines 5 ÷ 22 x 60 MIN)	29.48	26.31	27.95		28.39		29.14		28.81				28.57	
12. MINUTES PER DELIVERY (Lines 22 ÷ 9)	2.39	3.02	2.46		2.42		2.40		2.46				2.44	
13. TOTAL MILES TRAVELED	10.2		11.0		11.2		11.1		11.1				11.1	
RELAY-COLLECTION, ETC.	14. NO. TRUCK STOPS	11		9		10		9		9			9	
	15. NO. OF DELIVERIES	19		17		20		17		19			18	
	16. MINUTES PER DEL. (Lines 20+24+26 ÷ 15)	4.53		5.00		4.40		5.29		4.36			4.76	
	17. TOTAL MILES TRAVELED	11.9		11.7		11.8		11.8		11.7			11.8	
TIME IN MINUTES	18. GARAGE-OFFICE AND OFFICE-GARAGE	MILES		TIME										
	19. RELAY-COLLECTION-FIRMS (Office Time)	16		14		14		16		14			14.50	
	20. RELAY-COLLECTION-FIRMS (Street Time)	46		45		47		48		44			46.00	
	21. PARCEL POST (Office Time)	18	10	15		16		20		16			16.75	
	22. PARCEL POST (Street Time)	352	130	352		353		348		354			351.75	
	23. COLLECTION (Office Time)													
	24. COLLECTION (Street Time)													
	25. INTER-INTRA CITY (Office Time)	11		10		10		10		9				9.75
	26. INTER-INTRA CITY (Street Time)	40		40		41		42		39				40.50
	27. TOTAL TIME	483	140	476		481		484		476				480

PS Form 1840-A
 Mar. 1980

Exhibit 251 (p. 2)

Form 1840-A, Summary of Carrier's Count of Mail — Parcel Post and Combination Services

AVERAGE AND ALLOWABLE TIME			AVERAGE MAIL VOLUME - NORMAL DAYS				
	AVERAGE	ALLOWABLE					
OFFICE-GARAGE			NO. OF WORK SACKS/HAMPERS		26		
GARAGE-OFFICE			TOTAL PIECES FOR DELIVERY		168		
OFFICE TIME	:41	:40	NO. OF TRUCK STOPS		93		
STREET TIME	7:19	7:20	NO. OF DELIVERIES		145		
TOTAL TIME	8:00	8:00	PIECES DELIVERED PER HOUR		28.57		
RELAY-COLLECTION-FIRMS INTER-INTRA-CITY	NO. OF TRUCK STO	9	PIECES PER SACK (Line 5 - Line 7 ÷ Line 6)		6		
	NO. OF DELIVERIES	18					
NAME OF MANAGER <i>Jack Wiener</i>		TITLE <i>Manager, Station Operations</i>		DATE <i>1-26-80</i>			
RECORD OF OFFICE AND STREET ADJUSTMENTS MADE		NUMBER	RELIEF (R) ADDITION (A)	OFFICE TIME	STREET TIME	TOTAL	ADJUSTED ROUTE
SACK OR HAMPER SEPARATION							OFFICE TIME :40
RELAY-COLLECTION-FIRMS	TRUCK STOPS						STREET TIME 7:20
	DELIVERIES						
INTER- AND INTRA-CITY RUNS							TOTAL TIME 8:00
DELIVERY MANAGER <i>Ken Snaer</i>					DATE ADJUSTMENTS MADE <i>2/4/80</i>		
VERIFICATION OF MAIL COUNT AND TIME ITEMS OTHER THAN DAY OF INSPECTION							
DAY AND DATE <i>Tuesday 1/22/80</i>		BY <i>Richard Hanley</i>			TITLE <i>Delivery Manager</i>		
COMMENTS <i>Lowest delivery efficiency was Tuesday, the lightest day. Compared to average normal days, parcel post pieces delivered per hour were 0.62 less or an efficiency loss of 2.17%. Adjustments in sack separations will: • Eliminate out-of-sequence delivery in Sumter, Jones and Ray areas. • Provide earlier delivery in the Oakview Elementary School section and at a time when the carrier will avoid the parked buses. • Improve delivery efficiency. • Assure a safer operation in the school area. No changes made to route at this time but it will be kept under observation to determine whether a special inspection should be scheduled. Inspection results discussed with carrier and he is in agreement with this action.</i>							

26 Analysis and Adjustments — Collection Routes

261 Evaluation

261.1 Basic Principles

In the study of Form 3999-B, *Inspection of Collection Route*, and for the purpose of making adjustments, the basic principles outlined in the section dealing with letter route adjustments apply.

261.2 Elimination of Improper Practices

Before collection stops are taken from any route or trip, close study must be made of the office time to eliminate the following:

- a. Collector transporting collections excessive distances from point of unloading.
- b. Practices that would cause congestion at unloading points or that would prevent vehicles from being unloaded promptly on arrival.
- c. Walking excessive distance to obtain and return keys.
- d. Excessive time required in obtaining necessary collection equipment.

261.3 Recommendations of Route Examiner

(See exhibit 234.33, page 2.)

The entries made in the *Relief* and *Addition* spaces at the lower left corner on the reverse of Form 3999-B will be in minutes. They represent the route examiner's recommendation for relief or addition to the route to place it in conformity with an 8-hour tour of duty (in case of regular routes). Also, adjustments must provide a returning time to the post office convenient for processing the mail to connect with principal outgoing dispatches or delivery trips (whether regular or part-time routes). In addition to the amount of adjusted time recommended for the present time schedule, changes in the number of boxes and their locations or other physical changes to the route must be entered in the *Deficiencies, Recommendations, Comments*, space on the reverse of the form or on a separate sheet attached. Include comments and recommendations of the carrier.

262 Adjustments

The manager who makes the adjustments must enter the amount of relief or addition to the route under *Adjustment Made* column on the reverse of Form 3999-B. He or she must also enter any pertinent comments, sign, and date the form.

263 Consultation With Carrier

Before changes are actually or tentatively made, consult the carrier and obtain his or her views on the proposals.

264 Disposition of Form 3999-B

Retain the forms at the work unit.

27 Special Route Inspections

271 When Required

Special route inspections may be required when one or more of the following conditions or circumstances is present:

- a. Consistent use of overtime or auxiliary assistance. (When the X-Route process is utilized, routes may be "built up" to no more than 8 hours and 20 minutes during the interim period, see Memorandum of Understanding dated September 17, 1992.)
- b. Excessive undertime.
- c. New construction or demolition which has resulted in an appreciable change in the route.
- d. A simple adjustment to a route cannot be made.
- e. A carrier requests a special inspection and it is warranted.
- f. Carrier consistently leaves and/or returns late.
- g. If over any 6 consecutive week period (where work performance is otherwise satisfactory) a route shows over 30 minutes of overtime or auxiliary assistance on each of 3 days or more in each week during this period, the regular carrier assigned to such route shall, upon request, receive a special mail count and inspection to be completed within 4 weeks of the request. The month of December must be excluded from consideration when determining a 6 consecutive week period. However, if a period of overtime and/or auxiliary assistance begins in November and continues into January, then January is considered as a consecutive period even though December is omitted. A new 6 consecutive week period is not begun.
- h. Mail shall not be curtailed for the sole purpose of avoiding the need for special mail counts and inspections.

272 Manner in Which Conducted

When special inspections are made because of conditions mentioned in 271, they must be conducted in the same manner as the formal count and inspection.

3 Unit Summary of City Delivery Routes

31 Purpose

311 General Description of Form 3998

Form 3998, *Unit Summary of City Delivery Assignments* (see exhibit 311 (p. 1 and 2)) presents in comparative form pertinent data reflecting the number of routes and average daily workhour requirements for operation of city delivery service for each delivery unit as disclosed by the route inspections and mail counts and the resultant adjustments to the routes. In addition, space is provided on the form to show action taken to eliminate excess office time on letter routes exceeding the maximum time allowance, together with other items of information reflecting the overall operation of the city delivery service.

312 Before and After Adjustments

The entries on Form 3998 *before* route adjustments reflect the existing conditions disclosed as a result of route inspections and mail counts. The entries on Form 3998 *after* adjustments reflect the situation and changes made immediately after adjustments have been proposed or effected.

313 Daily Average Workhours

Column H, *Daily Average* hours provides a guide to use when reviewing the daily performance on Form 3930.

Exhibit 311 (p. 1)
Form 3998, Unit Summary of City Delivery Assignments

United States Postal Service						City and State: Anytown USA						Zip + 4 Code: 20260-2802						Date: 4/697																																																																												
Delivery Unit: Main Office						Counts and Inspections Made						From: 3/197						To: 3/797																																																																												
Section 1 - Letter Carriers																																																																																														
<table border="1" style="width:100%; border-collapse: collapse;"> <thead> <tr> <th rowspan="2"></th> <th colspan="2">Before Adjustments</th> <th colspan="2">Proposed Changes</th> <th colspan="2">After Adjustments</th> <th rowspan="2">Total Number of Routes Exceeding the Maximum Office Time Allowed (g)</th> <th rowspan="2">Weekly Total Hours (f) Divided by</th> <th rowspan="2">Percent of Avg. Daily Hours (i)</th> </tr> <tr> <th>Number of Assignments DAILY (a)</th> <th>Net Total Time Used WEEKLY (b)</th> <th>Number of Assignments DAILY (c)</th> <th>Number of Hours DAILY (d)</th> <th>Number of Assignments DAILY (e)</th> <th>Total Hours WEEKLY (f)</th> </tr> </thead> <tbody> <tr> <td>1. Full-Time Regular Routes</td> <td>27</td> <td>1296</td> <td>-1</td> <td>-8</td> <td>26</td> <td>1248</td> <td>0</td> <td></td> <td></td> </tr> <tr> <td>2. Auxiliary Routes</td> <td>4</td> <td>144</td> <td>+1</td> <td>+4</td> <td>5</td> <td>168</td> <td></td> <td></td> <td></td> </tr> <tr> <td>3. Routers Assignments</td> <td>2</td> <td>72</td> <td>-1</td> <td>-6</td> <td>1</td> <td>36</td> <td></td> <td></td> <td></td> </tr> <tr> <td>4. Totals →</td> <td>33</td> <td>1512</td> <td>-1</td> <td>-10</td> <td>32</td> <td>1452</td> <td></td> <td>242</td> <td>93.8%</td> </tr> </tbody> </table>																			Before Adjustments		Proposed Changes		After Adjustments		Total Number of Routes Exceeding the Maximum Office Time Allowed (g)	Weekly Total Hours (f) Divided by	Percent of Avg. Daily Hours (i)	Number of Assignments DAILY (a)	Net Total Time Used WEEKLY (b)	Number of Assignments DAILY (c)	Number of Hours DAILY (d)	Number of Assignments DAILY (e)	Total Hours WEEKLY (f)	1. Full-Time Regular Routes	27	1296	-1	-8	26	1248	0			2. Auxiliary Routes	4	144	+1	+4	5	168				3. Routers Assignments	2	72	-1	-6	1	36				4. Totals →	33	1512	-1	-10	32	1452		242	93.8%																					
	Before Adjustments		Proposed Changes		After Adjustments		Total Number of Routes Exceeding the Maximum Office Time Allowed (g)	Weekly Total Hours (f) Divided by	Percent of Avg. Daily Hours (i)																																																																																					
	Number of Assignments DAILY (a)	Net Total Time Used WEEKLY (b)	Number of Assignments DAILY (c)	Number of Hours DAILY (d)	Number of Assignments DAILY (e)	Total Hours WEEKLY (f)																																																																																								
1. Full-Time Regular Routes	27	1296	-1	-8	26	1248	0																																																																																							
2. Auxiliary Routes	4	144	+1	+4	5	168																																																																																								
3. Routers Assignments	2	72	-1	-6	1	36																																																																																								
4. Totals →	33	1512	-1	-10	32	1452		242	93.8%																																																																																					
5. Describe action take to eliminate excess office time. <i>Start times will be adjusted due to DPS mail percentage received causes the carriers to have reduced office time.</i>																																																																																														
6. Total Possible Deliveries																																																																																														
<table border="1" style="width:100%; border-collapse: collapse;"> <thead> <tr> <th rowspan="2"></th> <th colspan="2">(a) Before Adjustments</th> <th colspan="2">(b) After Adjustments</th> <th colspan="2">(c) Anticipated Due to New Construction</th> </tr> <tr> <th>Business</th> <th>Residential</th> <th>Business</th> <th>Residential</th> <th>Business</th> <th>Residential</th> </tr> </thead> <tbody> <tr> <td>Other</td> <td>682</td> <td>6362</td> <td>682</td> <td>6362</td> <td></td> <td>39</td> </tr> <tr> <td>Curb</td> <td>30</td> <td>416</td> <td>30</td> <td>416</td> <td></td> <td></td> </tr> <tr> <td>NDCBU</td> <td>50</td> <td>578</td> <td>50</td> <td>578</td> <td></td> <td>157</td> </tr> <tr> <td>Other Cent</td> <td>398</td> <td>497</td> <td>398</td> <td>497</td> <td></td> <td></td> </tr> <tr> <td>7. Totals →</td> <td>9022</td> <td></td> <td>9022</td> <td></td> <td>196</td> <td></td> </tr> </tbody> </table>																			(a) Before Adjustments		(b) After Adjustments		(c) Anticipated Due to New Construction		Business	Residential	Business	Residential	Business	Residential	Other	682	6362	682	6362		39	Curb	30	416	30	416			NDCBU	50	578	50	578		157	Other Cent	398	497	398	497			7. Totals →	9022		9022		196																														
	(a) Before Adjustments		(b) After Adjustments		(c) Anticipated Due to New Construction																																																																																									
	Business	Residential	Business	Residential	Business	Residential																																																																																								
Other	682	6362	682	6362		39																																																																																								
Curb	30	416	30	416																																																																																										
NDCBU	50	578	50	578		157																																																																																								
Other Cent	398	497	398	497																																																																																										
7. Totals →	9022		9022		196																																																																																									
8. Delivery Volumes																																																																																														
<table border="1" style="width:100%; border-collapse: collapse;"> <thead> <tr> <th></th> <th>Letters (a)</th> <th>DPS (b)</th> <th>Flats (c)</th> <th>Seq. (d)</th> <th>Total Volume (e)</th> <th>Parcel Post (f)</th> </tr> </thead> <tbody> <tr> <td></td> <td>1048</td> <td>1019</td> <td>609</td> <td>423</td> <td>3099</td> <td>1310</td> </tr> </tbody> </table>																			Letters (a)	DPS (b)	Flats (c)	Seq. (d)	Total Volume (e)	Parcel Post (f)		1048	1019	609	423	3099	1310																																																															
	Letters (a)	DPS (b)	Flats (c)	Seq. (d)	Total Volume (e)	Parcel Post (f)																																																																																								
	1048	1019	609	423	3099	1310																																																																																								
Section 2 - Parcel Post and Combination Routes																																																																																														
<table border="1" style="width:100%; border-collapse: collapse;"> <thead> <tr> <th rowspan="2"></th> <th colspan="3">Before Adjustments</th> <th colspan="3">After Adjustments</th> </tr> <tr> <th>Total Routes (a)</th> <th>Total Hours Weekly (b)</th> <th>Proposed Inc/Dec in Routes (d)</th> <th>Total Routes (e)</th> <th>Total Hours Weekly (f)</th> <th>Sat (g)</th> </tr> </thead> <tbody> <tr> <td>1. Full-Time Regular Routes</td> <td>1</td> <td>40</td> <td>8</td> <td>1</td> <td>40</td> <td>8</td> </tr> <tr> <td>2. Auxiliary Routes</td> <td></td> <td></td> <td></td> <td></td> <td></td> <td></td> </tr> <tr> <td>3. Totals →</td> <td></td> <td></td> <td></td> <td></td> <td></td> <td>8 3.1%</td> </tr> </tbody> </table>																			Before Adjustments			After Adjustments			Total Routes (a)	Total Hours Weekly (b)	Proposed Inc/Dec in Routes (d)	Total Routes (e)	Total Hours Weekly (f)	Sat (g)	1. Full-Time Regular Routes	1	40	8	1	40	8	2. Auxiliary Routes							3. Totals →						8 3.1%																																											
	Before Adjustments			After Adjustments																																																																																										
	Total Routes (a)	Total Hours Weekly (b)	Proposed Inc/Dec in Routes (d)	Total Routes (e)	Total Hours Weekly (f)	Sat (g)																																																																																								
1. Full-Time Regular Routes	1	40	8	1	40	8																																																																																								
2. Auxiliary Routes																																																																																														
3. Totals →						8 3.1%																																																																																								
4. Parcel Post Volume																																																																																														
<table border="1" style="width:100%; border-collapse: collapse;"> <thead> <tr> <th></th> <th>Mon</th> <th>Tue</th> <th>Wed</th> <th>Thur</th> <th>Fri</th> <th>Sat</th> </tr> </thead> <tbody> <tr> <td>Before Adjustments</td> <td></td> <td></td> <td></td> <td></td> <td></td> <td></td> </tr> <tr> <td>After Adjustments</td> <td>23</td> <td>18</td> <td>27</td> <td>32</td> <td>29</td> <td>10</td> </tr> </tbody> </table>																			Mon	Tue	Wed	Thur	Fri	Sat	Before Adjustments							After Adjustments	23	18	27	32	29	10																																																								
	Mon	Tue	Wed	Thur	Fri	Sat																																																																																								
Before Adjustments																																																																																														
After Adjustments	23	18	27	32	29	10																																																																																								
Section 3 - Collection Routes																																																																																														
<table border="1" style="width:100%; border-collapse: collapse;"> <thead> <tr> <th rowspan="2"></th> <th colspan="6">Before Adjustments</th> <th colspan="6">After Adjustments</th> </tr> <tr> <th colspan="3">Total Routes (a)</th> <th colspan="3">Total Daily Hours (b)</th> <th colspan="3">Total Routes (a)</th> <th colspan="3">Total Daily Hours (b)</th> </tr> <tr> <th></th> <th>Mon Thru Fri</th> <th>Sat</th> <th>Sun & Holiday</th> <th>Mon Thru Fri</th> <th>Sat</th> <th>Sun & Holiday</th> <th>Mon Thru Fri</th> <th>Sat</th> <th>Sun & Holiday</th> <th>Mon Thru Fri</th> <th>Sat</th> <th>Sun & Holiday</th> </tr> </thead> <tbody> <tr> <td>1. Full-Time</td> <td>1</td> <td>1</td> <td>0</td> <td>8</td> <td>8</td> <td>0</td> <td>1</td> <td>1</td> <td>0</td> <td>8</td> <td>8</td> <td>0</td> </tr> <tr> <td>2. Part-Time</td> <td></td> <td></td> <td></td> <td></td> <td></td> <td></td> <td></td> <td></td> <td></td> <td></td> <td></td> <td></td> </tr> <tr> <td>3. Totals →</td> <td></td> <td></td> <td></td> <td></td> <td></td> <td></td> <td></td> <td></td> <td></td> <td></td> <td></td> <td>8 3.1%</td> </tr> </tbody> </table>																			Before Adjustments						After Adjustments						Total Routes (a)			Total Daily Hours (b)			Total Routes (a)			Total Daily Hours (b)				Mon Thru Fri	Sat	Sun & Holiday	Mon Thru Fri	Sat	Sun & Holiday	Mon Thru Fri	Sat	Sun & Holiday	Mon Thru Fri	Sat	Sun & Holiday	1. Full-Time	1	1	0	8	8	0	1	1	0	8	8	0	2. Part-Time													3. Totals →												8 3.1%
	Before Adjustments						After Adjustments																																																																																							
	Total Routes (a)			Total Daily Hours (b)			Total Routes (a)			Total Daily Hours (b)																																																																																				
	Mon Thru Fri	Sat	Sun & Holiday	Mon Thru Fri	Sat	Sun & Holiday	Mon Thru Fri	Sat	Sun & Holiday	Mon Thru Fri	Sat	Sun & Holiday																																																																																		
1. Full-Time	1	1	0	8	8	0	1	1	0	8	8	0																																																																																		
2. Part-Time																																																																																														
3. Totals →												8 3.1%																																																																																		
4. Coll. Pts.																																																																																														
Section 4 - Inter and Intra City Services Routes Collection Routes																																																																																														
<table border="1" style="width:100%; border-collapse: collapse;"> <thead> <tr> <th rowspan="2"></th> <th colspan="6">Before Adjustments</th> <th colspan="6">After Adjustments</th> </tr> <tr> <th colspan="3">Total Routes (a)</th> <th colspan="3">Total Daily Hours (b)</th> <th colspan="3">Total Routes (a)</th> <th colspan="3">Total Daily Hours (b)</th> </tr> <tr> <th></th> <th>Mon Thru Fri</th> <th>Sat</th> <th>Sun & Holiday</th> <th>Mon Thru Fri</th> <th>Sat</th> <th>Sun & Holiday</th> <th>Mon Thru Fri</th> <th>Sat</th> <th>Sun & Holiday</th> <th>Mon Thru Fri</th> <th>Sat</th> <th>Sun & Holiday</th> </tr> </thead> <tbody> <tr> <td>1. Full-Time</td> <td></td> <td></td> <td></td> <td></td> <td></td> <td></td> <td></td> <td></td> <td></td> <td></td> <td></td> <td></td> </tr> <tr> <td>2. Part-Time</td> <td></td> <td></td> <td></td> <td></td> <td></td> <td></td> <td></td> <td></td> <td></td> <td></td> <td></td> <td></td> </tr> <tr> <td>3. Totals →</td> <td></td> <td></td> <td></td> <td></td> <td></td> <td></td> <td></td> <td></td> <td></td> <td></td> <td></td> <td>0</td> </tr> </tbody> </table>																			Before Adjustments						After Adjustments						Total Routes (a)			Total Daily Hours (b)			Total Routes (a)			Total Daily Hours (b)				Mon Thru Fri	Sat	Sun & Holiday	Mon Thru Fri	Sat	Sun & Holiday	Mon Thru Fri	Sat	Sun & Holiday	Mon Thru Fri	Sat	Sun & Holiday	1. Full-Time													2. Part-Time													3. Totals →												0
	Before Adjustments						After Adjustments																																																																																							
	Total Routes (a)			Total Daily Hours (b)			Total Routes (a)			Total Daily Hours (b)																																																																																				
	Mon Thru Fri	Sat	Sun & Holiday	Mon Thru Fri	Sat	Sun & Holiday	Mon Thru Fri	Sat	Sun & Holiday	Mon Thru Fri	Sat	Sun & Holiday																																																																																		
1. Full-Time																																																																																														
2. Part-Time																																																																																														
3. Totals →												0																																																																																		
Section 5 - Unit Summary and Review																																																																																														
Signature of Reviewing Delivery Supervisor: P. Jones												Signature of Reviewing Unit Manager: 7 Gallo																																																																																		
PS Form 3998, November 1997												<table border="1" style="width:100%; border-collapse: collapse;"> <tr> <td>1. Total Daily All Services</td> <td>258</td> <td>100%</td> </tr> <tr> <td>2. Total Possible Deliveries (Line 7)</td> <td>9022</td> <td></td> </tr> <tr> <td>3. Unit Linear Reference Volume</td> <td>3099</td> <td></td> </tr> </table>						1. Total Daily All Services	258	100%	2. Total Possible Deliveries (Line 7)	9022		3. Unit Linear Reference Volume	3099																																																																					
1. Total Daily All Services	258	100%																																																																																												
2. Total Possible Deliveries (Line 7)	9022																																																																																													
3. Unit Linear Reference Volume	3099																																																																																													
(Complete Section 6 on Reverse)																																																																																														

Exhibit 311 (p. 2)
Form 3998, Unit Summary of City Delivery Assignments

Section 6 - Personnel Assignment Summary		Before Adjustments						After Adjustments							
		Postal Owned			Non-Postal Owned			Postal Owned			Non-Postal Owned				
		LLV's	Vans/ Other	Pre- 1984 Jeeps	1, 2 Ton	Drive Out Agree	Comm. Leased	Employee Leased	LLV's	Vans/ Other	Pre- 1984 Jeeps	1, 2 Ton	Drive Out Agree	Comm. Leased	Employee Leased
Letter Carrier Routes	Regular Carriers	33													
	PTF Carriers	5													
Parcel Post & Combination Routes	Regular Carriers	1													
	PTF Carriers														
Collection Routes	Regular Carriers	1													
	PTF Carriers														
Inter- & Intra City Routes	Regular Carriers														
	PTF Carriers														
Router	Regular Carriers	2													
Section 7 - Vehicle Assignment Summary		Before Adjustments						After Adjustments							
		Postal Owned			Non-Postal Owned			Postal Owned			Non-Postal Owned				
		Light Delivery			Light Delivery			Light Delivery			Light Delivery				
		LLV's	Vans/ Other	Pre- 1984 Jeeps	1, 2 Ton	Drive Out Agree	Comm. Leased	Employee Leased	LLV's	Vans/ Other	Pre- 1984 Jeeps	1, 2 Ton	Drive Out Agree	Comm. Leased	Employee Leased
City Delivery Letter Routes	Regular	25		1					25						
	Auxiliary	3							3						
Parcel Post & Combination Routes	Regular	1							1						
	Auxiliary														
Collection Routes	Regular	1							1						
	Auxiliary														
Inter- & Intra City Routes	Regular														
	Auxiliary														
Total		30		1					30						
Comments:															
Signature Unit Manager 7 Gallo						Date Submitted 4/6/97									
Signature District Manager or Designee B. Cheeze						Approved X		Disapproved		Date 4/11/97		Date Adjustments to be Implemented 4/26/97			

PS Form 3998, November 1997 (Reverse)

32 Preparing Form 3998

(See exhibit 311.)

321 Letter Carrier Routes (Section 1 on Form 3998)

321.1 Full-Time Regular Routes

Prepare line 1 as follows:

- a. *Column A.* Enter total number of regular full-time foot and motorized letter routes before adjustments.
- b. *Column B.* From Form 1840, column F, *Net Total Time Used*, transfer the total weekly hours for all regular full-time routes at the unit.
- c. *Column C.* Show the proposed increase (or decrease) in the present complement of the routes at the unit.
- d. *Column D.* Show the proposed increase (or decrease) in the present daily hours at the unit.
- e. *Column E.* Enter total proposed regular full-time foot and motorized routes after adjustments.
- f. *Column F.* Multiply column E times 8 (hours) times delivery days per week.
- g. *Column G.* Enter the number of routes (Full-Time and Auxiliary) that exceed the maximum office time allowed.

321.2 Auxiliary Routes and Router Assignments

Prepare lines 2 and 3 as follows:

- a. *Column A.* Enter total number of authorized foot and motorized auxiliary routes.
- b. *Column B.* From Form 1840, transfer the total weekly hours used on all auxiliary routes.
- c. *Column C.* Show the proposed increase (or decrease) in the present complement of all auxiliary routes.
- d. *Column D.* Show the proposed increase (or decrease) in the present daily hours auxiliary routes.
- e. *Column E.* Enter total proposed auxiliary routes after adjustments.
- f. *Column F.* Enter total weekly hours to be used on all auxiliary routes after adjustments (column B plus or minus column D times delivery days per week).

321.3 Totals

Prepare line 4 as follows:

- a. *Columns A–F.* Enter the totals for *Number of Routes and Hours*.
- b. *Column H.* Enter column F divided by scheduled delivery days per week (to one decimal place).

- c. *Column I.* Compute and enter percent of average daily hours (divide column H by *Total Daily Average — All Services*, column H, line 1, Section 5, *Summary*). Carry to one decimal place.

321.4 **Action Taken to Eliminate Excess Office Time**

Line 5, column D, is self-explanatory.

321.5 **Possible Deliveries**

Prepare line 6 as follows:

- a. *Column A.* Take from current Edit Books and/or consolidated Form 1621.
- b. *Column B.* Take from recently completed Forms 3999.
- c. *Column C.* Enter number anticipated additional deliveries resulting from new construction from Forms 3999.

321.6 **Total Possible Deliveries**

Prepare line 7 as follows:

- a. *Column A.* Sum all Business and Residential Possible Deliveries before adjustment.
- b. *Column B.* Sum all Business and Residential Possible Deliveries after adjustment.
- c. *Column C.* Sum all Business and Residential Possible Deliveries anticipated due to new construction.

321.7 **Delivery Volumes**

Prepare line 8 as follows:

- a. *Columns A–D.* Enter weekly delivery volumes from Form 3921 recorded during count and inspection week.
- b. *Column E.* Enter sum of Columns A, B, C, and D.
- c. *Column F.* Enter the sum of all city routes column 5 (Parcel Post) of the Forms 1840 from the count and inspection.

322 **Parcel Post and Combination Services Routes**

(Section 2 on Form 3998.)

322.1 **Full-Time Regular Routes**

Prepare line 1 as follows:

- a. *Column A.* Enter total full-time regular routes before adjustments.
- b. *Column B.* Enter time used on weekdays totaled for all regular full-time routes (from line 27, Form 1840-A). Do not include *auxiliary assistance*.
- c. *Column C.* Show time used for Saturday totaled for all full-time regular routes (from line 27, Form 1840-A).

- d. *Column D.* Enter number of full-time regular routes proposed to be added or subtracted as a result of adjustments.
- e. *Column E.* Enter total number of proposed full-time regular routes after adjustments.
- f. *Column F.* Enter total hours for regular full-time routes on week days after proposed adjustments. (Multiply number of regular routes times 8 hours times number of weekday delivery days.)
- g. *Column G.* Show total hours for regular routes on Saturdays after proposed changes.

322.2 **Auxiliary Routes**

Prepare line 2 as follows:

- a. *Column A.* Enter the total number of authorized auxiliary routes.
- b. *Column B.* Enter time used on weekdays totaled from all auxiliary routes (from line 27, Form 1840-A). Do not include auxiliary assistance.
- c. *Column C.* Enter time used on Saturday for all auxiliary routes (from line 27, Form 1840-A). Do not include auxiliary assistance.
- d. *Column D.* Enter number of routes proposed to be added or subtracted as a result of adjustments.
- e. *Column E.* Enter total number of proposed auxiliary routes after adjustments.
- f. *Column F.* Enter total hours for auxiliary routes on weekdays after proposed adjustments. (Multiply number of auxiliary routes times scheduled hours times number of weekday delivery days.)
- g. *Column G.* Enter total scheduled hours for auxiliary routes on Saturdays after proposed changes.
- h. *Column H.* Add hours in columns F and G, lines 1 and 2. Divide total hours by number of scheduled delivery days and enter daily average hours in column H.
- i. *Column I.* Compute and enter percent of average daily hours (column H divided by *Total Daily Average Hours — All Services*, column H, line 1, Section 5, Summary). Carry to one decimal place.

322.3 **Auxiliary Assistance to Complete Deliveries**

Prepare line 3 as follows:

- a. Enter in the space for each corresponding day the auxiliary time used, totaled for all routes (from Form 1840-A, line 27, *Auxiliary Assistance*).
- b. Enter estimated daily time for auxiliary assistance on each week day after proposed adjustment. (Obtain from Form 1840-A by determining the time required for workload for each day over the average of normal delivery day.)
- c. *Column H.* Add hours in line 3 for Monday, Tuesday, Wednesday, Thursday, Friday, and Saturday. Divide total hours by number of scheduled delivery days and enter daily average hours in column H.

- d. *Column I.* Compute and enter percent of average daily hours (column H divided by *Total Daily Average Hours — All Services*, column H, line 1, Section 5, Summary). Carry to one decimal place.

322.4 Parcel Post Volume

Enter from line 5, Form(s) 1840-A.

323 Collection Routes

(Section 3 on Form 3998.)

323.1 Full-Time Regular Routes

Prepare line 1 as follows:

- a. *Column A.* Enter number of full-time collection routes on days specified before adjustments.
- b. *Column B.* Enter *Net Total Time*, from the front of Forms 3999-B, totaled for all full-time (8-hour) routes at the unit (*Mon thru Fri* column only), unless an entry for the time of regular routes in the Saturday column is appropriate.
- c. *Column C.* Enter number of full-time routes as proposed after adjustments.
- d. *Column D.* Enter total hours for regular full-time routes on weekdays, Saturdays, Sundays, and holidays after proposed adjustment. (Multiply number of regular routes times 8 hours times appropriate number of days.)

323.2 Part-Time Routes

Prepare line 2 as follows:

- a. *Column A.* Enter number of part-time (auxiliary) collection routes on the days specified before adjustments.
- b. *Column B.* Enter the *Net Total Time* from the front of Forms 3999-B, totaled for all part-time routes at the unit.
- c. *Column C.* Enter number of part-time routes as proposed after adjustments.
- d. *Column D.* Enter *total daily hours* for all part-time collection routes at the unit *after adjustments*.

323.3 Totals

Prepare line 3 as follows:

- a. *Columns A–D.* Enter totals of lines 1 and 2, columns A, B, C, and D.
- b. *Column H.* Add hours in column D, *Totals*, line 3, for Monday through Friday, Saturday, and Sunday or holiday. Divide total hours by 7 and enter daily average hours in column H.

- c. *Column I.* Compute and enter percent of average daily hours (column H divided by *Total Daily Average Hours — All Services*, column H, line 1, Section 5, Summary). Carry to one decimal place.

323.4 **Collection Pickups**

(Section 4 on Form 3998.)

Enter total number of scheduled collection pickups in columns A and C.

324 **Inter- and Intra-City Service Routes**

On lines 1, 2, and 3 (columns A, B, C, and D) show the number of routes and compute the information regarding hours in the same manner as for collection routes.

325 **Unit Summary and Review**

Prepare Section 5 on Form 3998 as follows:

- a. Complete lines 1, 2, and 3 — Column H — as indicated. Line 3, *Unit Linear Reference Volume*, is the average daily linear mail volume (letters, DPS, flats, and sequenced mail combined) to which the delivery unit is adjusted.
- b. Compute the average daily linear reference volume by dividing the total linear volume Line 8e by the number of days in the inspection period (normally 6 days). Enter the result on Line 3.

Note: If a minor adjustment is made as per Part 141 of this handbook, and there is an increase or decrease in reference workhours for the unit, calculate the unit's average daily reference volume from Form 3921 for the analysis period used to make the minor adjustment.
- c. The form should be reviewed by the Delivery Supervisor and the Unit Manager and signed.

326 **Service Improvements**

Under *Comments* (reverse) list the improvements made as the result of the route adjustments.

327 **Personnel Assignment Summary**

Shows the changes in personnel assignments resulting from conversions of auxiliary routes to regular status or vice versa. Include casuals, Transitional Employees (TEs), and career employees (reserve and part-time flexible) in *Reserve and Part-Time Flexible* column.

328 **Vehicle Assignment Summary**

Shows the changes in vehicle assignments resulting from conversions of auxiliary routes to regular status or vice versa. Include both postal and non-postal owned vehicles by type and total.

33 **Consolidated Summary of City Delivery Service**

When mail counts and route inspections at all delivery units have been completed, the information on Form 3998 for each individual delivery unit must be summarized for the entire office on another Form 3998. The Form 3998 for the consolidated report must be prepared in duplicate and signed by the postmaster.

34 **Disposition of Forms**

Immediately on completion of route adjustments at each delivery unit, or when requesting a change in reference hours, submit a copy of the summary report to the District manager. Promptly on completion of necessary route adjustments at all delivery units, submit original of consolidated report for the entire office to the District manager. Retain copy in office of manager-in-charge of delivery service.

35 **Requests for Additional Routes**

When additional auxiliary or regular routes are needed, requests for authority to establish these routes must be submitted to the District manager together with the Forms 1840, 1840-A, or 3999-B and 3998 for the post office or delivery unit. Requests for establishment of auxiliary routes incident to extensions of service must be made in accordance with 611, *Postal Operations Manual*.

This page intentionally left blank